

NATIONAL ELECTRIFICATION ADMINISTRATION
FUND UTILIZATION REPORT
As of September 30, 2023

I. SITIO ELECTRIFICATION PROJECTS

Funding Source [a]	Appropriation [b]	Allotment			Cash Releases			Unfunded Allotment [i=e-h]	Actual Obligation [j]	Actual Disbursement			CASH BALANCE [n = h-m]
		SARO No. [c]	Date Issued [d]	Amount [e]	NCA Nos. [f]	Date Issued [g]	Amount [h]			Disbursement to ECs [k]	Returned to BTr [l]	Total Disbursements [m = k + l]	
2023 Subsidy-GAA	1,677,500,000.00	BMB-C-23-0015015	03-23-2023	1,677,500,000.00	BMB-C-23-0012167	09-18-2023	39,982,556.00	1,637,517,444.00	1,627,500,000.00	117,464,120.13	-	117,464,120.13	(77,481,564.13)
2022 Subsidy-GAA	1,627,500,000.00	BMB-C-22-0007099	08-19-2022	1,627,500,000.00	BMB-C-22-0016006 BMB-C-23-0012167	12-06-2022 09-18-2023	421,504,052.00 134,194,976.00	1,071,800,972.00	1,617,990,954.32	908,388,755.54	-	908,388,755.54	(352,689,727.54)
2021 Subsidy-GAA	1,627,500,000.00	BMB-C-21-0008530	09-21-2021	1,627,500,000.00	BMB-C-22-0016006 BMB-C-23-0012167	12-06-2022 09-18-2023	818,088,800.00 646,358,753.00	163,052,447.00	1,616,657,914.30	1,439,700,635.35	-	1,439,700,635.35	24,746,917.65
2020 Subsidy-GAA	1,398,825,000.00	BMB-C-20-0015240 BMB-C-20-0016360	09-01-2020 09-29-2020	236,325,000.00 1,162,500,000.00	BMB-C-20-0010607 BMB-C-22-0006880 BMB-C-22-0016006	09-29-2020 06-14-2022 12-06-2022	786,179,039.00 264,985,094.00 306,267,567.00	41,393,300.00	1,393,169,045.45	1,247,829,247.91	-	1,247,829,247.91	109,602,452.09
Sub-Total				1,398,825,000.00			1,357,431,700.00						
2019 Subsidy-GAA	862,944,000.00	BMB-C-19-0008505	07-31-2019	862,944,000.00	BMB-C-19-0014299 BMB-C-19-0024719 BMB-C-21-0016170	07-31-2019 11-25-2019 11-26-2021	550,798,546.00 244,033,306.00 68,112,148.00	-	851,692,085.85	767,016,038.14	-	767,016,038.14	95,927,961.86
Sub-Total							862,944,000.00						
2018 Subsidy-GAA	1,817,100,000.00	BMB-C-18-0006275 BMB-C-18-0015107 BMB-C-18-0020090	03-20-2018 07-05-2018 09-04-2018	336,850,608.00 1,040,774,317.00 439,475,075.00	BMB-C-18-0005971 BMB-C-19-0011418 BMB-C-19-0024718 BMB-C-21-0016170 BMB-C-22-0006880	03-20-2018 06-26-2019 11-25-2019 11-26-2021 06-14-2022	336,850,608.00 172,891,000.00 154,187,448.00 540,910,416.00 612,260,528.00	-	1,815,244,899.69	1,633,235,994.18	-	1,633,235,994.18	183,864,005.82
Sub-Total				1,817,100,000.00			1,817,100,000.00						
2017 Subsidy-GAA	1,817,100,000.00	BMB-C-17-0004945 BMB-C-17-0017811	04-10-2017 10-23-2017	1,061,419,821.00 755,680,179.00	BMB-C-17-0017283 BMB-C-18-0005970 BMB-C-19-0011418 BMB-C-19-0024718 BMB-C-21-0016170	10-23-2017 03-20-2018 06-26-2019 11-25-2019 11-26-2021	1,061,419,821.00 141,777,430.00 237,149,000.00 229,300,900.00 147,452,849.00	-	1,817,099,999.46	1,645,325,900.50	-	1,645,325,900.50	171,774,099.50
Sub-Total				1,817,100,000.00			1,817,100,000.00						
2016 Subsidy-GAA	1,817,384,000.00	BMB-C-16-0000832	02-16-2016	1,817,384,000.00	BMB-C-16-0019601 BMB-C-17-0017284	10-25-2016 10-23-2017	1,133,429,046.00 683,954,954.00	-	1,816,741,628.75	1,689,655,608.03	-	1,689,655,608.03	127,728,391.97
Sub-Total							1,817,384,000.00		1,816,741,628.75	1,689,655,608.03			
2015 Additional Subsidy- Yolanda Affected Areas (2014 Continuing Appro.)	528,220,264.00	BMB-C-15-0028820	12-29-2015	528,220,264.00	BMB-C-15-0022011	12-29-2015	528,220,264.00	-	489,440,568.71	470,941,510.77	-	470,941,510.77	57,278,753.23
2015 Subsidy-GAA	1,500,000,000.00	BMB-F-15-0005385	05-06-2015	1,500,000,000.00	BMB-F-15-0011277 BMB-C-15-0016413	07-30-2015 10-16-2015	672,811,131.00 827,188,869.00	-	1,458,941,594.56	1,335,048,118.35	-	1,335,048,118.35	164,951,881.65
Sub-Total							1,500,000,000.00		1,458,941,594.56	1,335,048,118.35			164,951,881.65
2014 Subsidy-GAA	6,358,000,000.00	BMB-F-14-0008198	06-20-2014	6,358,000,000.00	BMB-F-14-0007525 BMB-F-14-0009146 BMB-F-14-0010597 BMB-F-14-0014391 BMB-F-14-0016331 BMB-F-14-0018429 BMB-F-15-0004126 BMB-F-15-0011262	06-20-2014 07-10-2014 08-01-2014 10-08-2014 11-10-2014 12-02-2014 03-12-2015 07-28-2015	1,172,845,141.00 1,051,361,307.00 1,066,519,598.00 670,369,405.00 644,386,243.00 638,095,737.00 698,481,147.00 415,941,422.00	-	6,312,979,197.70	6,063,465,116.99	170,054,343.32	6,233,519,460.31	124,480,539.69
Sub-Total							6,358,000,000.00		6,312,979,197.70	6,063,465,116.99			124,480,539.69
Additional Subsidy-Year-End Projects	2,879,181,528.99	BMB-F-13-01335	12-27-2013	2,879,181,528.99	BMB-F-13-0024887	12-27-2013	2,879,181,528.99	-	2,855,379,002.75	2,724,913,637.12	141,920,857.95	2,866,834,495.07	12,347,033.92
2013 Subsidy-GAA	3,752,565,000.00	BMB-F-13-0005294	05-21-2013	3,752,565,000.00	BMB-F-13-0008702 BMB-F-13-0010119 BMB-F-13-0013301 BMB-F-13-0015411	05-21-2013 06-18-2013 07-19-2013 08-16-2013	1,920,861,532.00 570,219,106.00 603,097,246.00 658,387,116.00	-	3,722,431,833.48	3,544,640,450.71	195,550,392.47	3,740,190,843.18	12,374,156.82
Sub-Total							3,752,565,000.00		3,722,431,833.48	3,544,640,450.71			12,374,156.82
2012 Subsidy- Batch 2	1,264,000,000.00	BMB-F-12-00756	09-14-2012	1,264,000,000.00	BMB-F-12-0017159	09-14-2012	1,264,000,000.00	-	1,264,000,000.00	1,234,265,821.30	26,918,311.20	1,261,184,132.50	2,815,867.50
2012 Subsidy- Batch 1	2,000,000,000.00	BMB-F-12-0007420	05-21-2012	2,000,000,000.00	BMB-F-12-0009357 BMB-F-12-0018672	05-21-2012 10-09-2012	1,000,000,000.00 1,000,000,000.00	-	1,985,210,507.59	1,928,784,518.86	60,234,243.36	1,989,018,762.22	10,981,237.78
Sub-Total							2,000,000,000.00		1,985,210,507.59	1,928,784,518.86			10,981,237.78
2011 Subsidy- Batch 2	589,655,724.53	BMB-F-12-0000075	01-11-2012	589,655,724.53	BMB-F-12-0001604 BMB-F-12-0007568	02-01-2012 04-19-2012	277,061,472.50 312,594,252.03	-	587,775,046.12	551,167,625.59	37,578,530.13	588,746,155.72	909,568.81
Sub-Total							589,655,724.53		587,775,046.12	551,167,625.59			909,568.81
2011 DAP - OVP LGSF	115,600,050.00	BMB-F-11-02260	12-22-2011	115,600,050.00	BMB-F-11-0023860	12-22-2011	115,600,050.00	-	115,600,050.00	114,696,564.52	-	114,696,564.52	903,485.48
2011 DAP - TISP	200,000,000.00	BMB-F-11-01866	12-05-2011	200,000,000.00	BMB-F-11-0022222	01-04-2012	200,000,000.00	-	200,000,000.00	200,000,000.00	-	200,000,000.00	-
2011 Subsidy- Batch 1	814,411,357.00	BMB-F-11-0021066	09-15-2011	814,411,357.00	BMB-F-11-0017334	09-15-2011	814,411,357.00	-	808,943,291.82	788,330,064.60	27,153,900.00	815,483,964.60	(1,072,607.60)
ADJUSTMENT/S:										(511,797,014.86)	-	(511,797,014.86)	511,797,014.86
Subsidies Returned from 2016 to 2018 as a result of NEA's re-evaluation and/or COA's audit.													
TOTAL SEP	32,647,486,924.52			32,647,486,924.52			29,733,722,761.52	2,913,764,163.00	32,356,797,620.55	27,893,072,713.73	659,410,578.43	28,552,483,292.16	1,181,239,469.36

NATIONAL ELECTRIFICATION ADMINISTRATION
FUND UTILIZATION REPORT
As of September 30, 2023

II. BARANGAY LINE ENHANCEMENT PROJECTS

Funding Source [a]	Appropriation [b]	Allotment			Cash Releases			Unfunded Allotment [i=e-h]	Actual Obligation [j]	Actual Disbursement			CASH BALANCE [n = h-m]	
		SARO No. [c]	Date Issued [d]	Amount [e]	NCA Nos. [f]	Date Issued [g]	Amount [h]			Disbursement to ECs [k]	Returned to BTr [l]	Total Disbursements [m = k + l]		
2022 GAA- Line Enhancement and Improvement of Dist. Line in SULECO	29,000,000.00	BMB-C-22-0008555	09-21-2022	29,000,000.00	BMB-C-22-0016006	12-06-2022	26,099,662.00	2,900,338.00	28,999,624.19	26,099,661.77	-	26,099,661.77	0.23	
2022 GAA- Line Enhancement and Improvement of Dist. Line of Abucayan...- CASURECO IV	50,000,000.00	BMB-C-22-0008555	09-21-2022	50,000,000.00	BMB-C-23-0012167	09-18-2023	44,993,714.00	5,006,286.00	49,993,015.37	44,993,713.83	-	44,993,713.83	0.17	
2022 GAA- Line Enhancement and Improvement of Dist. Line in ALECO	50,000,000.00	BMB-C-22-0008555	09-21-2022	50,000,000.00	-	-	-	50,000,000.00	45,635,174.08	-	-	-	-	
2022 GAA- Line Enhancement and Improvement of Dist. Line of Brgy. 1 to...- CASURECO IV	50,000,000.00	BMB-C-22-0008555	09-21-2022	50,000,000.00	-	-	-	50,000,000.00	49,992,818.24	-	-	-	-	
2015 Subsidy-GAA	400,000,000.00	BMB-F-15-0005385	05-06-2015	400,000,000.00	BMB-C-16-0019602	10-25-2016	400,000,000.00	-	399,882,267.44	380,015,841.28	22,580,028.70	402,595,869.98	1	(2,595,869.98)
2014 Subsidy-GAA	1,260,000,000.00	BMB-F-14-0008198	06-20-2014	1,260,000,000.00	BMB-C-15-0016443	10-16-2015	658,623,046.00	-	1,253,018,323.42	1,196,298,338.42	69,916,922.52	1,266,215,260.94	1	(6,215,260.94)
					BMB-C-16-0019602	10-25-2016	601,376,954.00							
							1,260,000,000.00							
2013 Subsidy-GAA	1,501,964,000.00	BMB-F-13-0005294	05-21-2013	1,501,964,000.00	BMB-F-13-0016000	08-28-2013	531,466,924.00	-	1,501,964,000.00	1,433,144,344.10	63,083,352.93	1,496,227,697.03		5,736,302.97
					BMB-F-13-0021272	11-21-2013	390,418,412.00							
					BMB-F-14-0002669	02-27-2014	100,451,846.00							
					BMB-F-14-0005275	04-28-2014	35,801,704.00							
					BMB-F-14-0016331	11-10-2014	123,450,804.00							
					BMB-F-15-0011262	07-28-2015	135,675,353.00							
					BMB-C-15-0016443	10-16-2015	184,698,957.00							
Sub-Total	1,501,964,000.00			1,501,964,000.00			1,501,964,000.00	-	1,501,964,000.00	1,433,144,344.10				5,736,302.97
2012 Subsidy- Batch 1	568,500,000.00	BMB-F-12-0007420	05-21-2012	568,500,000.00	BMB-F-12-0018672	10-09-2012	568,500,000.00	-	563,897,632.22	546,101,321.18	22,956,147.59	569,057,468.77	1	(557,468.77)
2011 Subsidy- Batch 2	518,590,165.47	BMB-F-12-0000075	01-11-2012	518,590,165.47	BMB-F-12-0001604	02-01-2012	277,061,472.50	-	518,590,165.47	491,076,084.77	18,463,227.87	509,539,312.64		9,050,852.83
					BMB-F-12-0007568	04-19-2012	241,528,692.97							
Sub-Total							518,590,165.47	-	518,590,165.47	491,076,084.77				9,050,852.83
TOTAL BLEP	4,428,054,165.47			4,428,054,165.47			4,320,147,541.47	107,906,624.00	4,411,973,020.43	4,117,729,305.35	196,999,679.61	4,314,728,984.96		5,418,556.51

III. PAMANA PROJECTS

Funding Source [a]	Appropriation [b]	Allotment			Cash Releases			Unfunded Allotment [i=e-h]	Actual Obligation [j]	Actual Disbursement			CASH BALANCE [n = h-m]	
		SARO No. [c]	Date Issued [d]	Amount [e]	NCA Nos. [f]	Date Issued [g]	Amount [h]			Disbursement to ECs [k]	Returned to BTr [l]	Total Disbursements [m = k + l]		
2015 Subsidy-GAA	100,000,000.00	BMB-F-15-0005385	05-06-2015	100,000,000.00	BMB-C-22-0016006	12-06-2022	100,000,000.00	-	100,000,000.00	51,782,511.87	-	51,782,511.87		48,217,488.13
2014 Subsidy-GAA	57,800,000.00	BMB-F-14-0008198	06-20-2014	57,800,000.00	BMB-C-19-0011422	06-26-2019	28,964,483.00	-	57,800,000.00	33,165,264.27	10,547,092.21	43,712,356.48		14,087,643.52
					BMB-C-19-0024718	11-25-2019	15,307,560.00							
					BMB-C-22-0016006	12-06-2022	13,527,957.00							
Sub-Total							57,800,000.00							
2013 Subsidy-GAA	150,500,000.00	BMB-F-13-0005294	05-21-2013	150,500,000.00	BMB-F-14-0009146	07-10-2014	72,274,819.00	-	146,420,432.04	138,153,538.99	5,192,907.79	143,346,446.78		7,153,553.22
					BMB-C-15-0016443	10-16-2015	23,972,475.00							
					BMB-C-18-0018362	09-04-2018	28,470,327.00							
					BMB-C-19-0011422	06-26-2019	25,782,379.00							
Sub-Total							150,500,000.00							
TOTAL PAMANA	308,300,000.00			308,300,000.00			308,300,000.00	-	304,220,432.04	223,101,315.13	15,740,000.00	238,841,315.13		69,458,684.87
TOTAL SEP, BLEP & PAMANA	37,383,841,089.99			37,383,841,089.99			34,362,170,302.99	3,021,670,787.00	37,072,991,073.02	32,233,903,334.21	872,150,258.04	33,106,053,592.25		1,256,116,710.74

NATIONAL ELECTRIFICATION ADMINISTRATION
FUND UTILIZATION REPORT
As of September 30, 2023

IV. CALAMITY GRANTS

Funding Source [a]	Appropriation [b]	Allotment			Cash Releases			Unfunded Allotment [i=e-h]	Actual Obligation [j]	Actual Disbursement			CASH BALANCE [n = h-m]
		SARO No. [c]	Date Issued [d]	Amount [e]	NCA Nos. [f]	Date Issued [g]	Amount [h]			Disbursement to ECs [k]	Returned to BTr [l]	Total Disbursements [m = k + l]	
YRRP	3,929,360,000.00	BMB-F-13-01330	12-27-2013	3,929,360,000.00	BMB-F-13-0024883	12-27-2013	3,929,360,000.00	-	3,929,360,000.00	3,734,824,833.42	188,278,780.55	3,923,103,613.97	6,256,386.03
Calamity Grants	520,818,471.01			520,818,471.01			520,818,471.01		520,818,471.01	490,522,354.99	10,755,118.95	501,277,473.94	19,540,997.07
Calamity Grant - Glenda, FY 2015 GAA	803,980,000.00	BMB-C-15-0023008	12-15-2015	803,980,000.00	BMB-C-16-0004382	03-15-2016	803,980,000.00	-	803,980,000.00	562,749,037.25	134,320,108.94	697,069,146.19	106,910,853.81
NHA Yolanda Resettlement Sites	394,400,000.00	BMB-C-15-0024367	12-23-2015	394,400,000.00	BMB-C-16-0002725	02-22-2016	207,400,000.00	-	394,400,000.00	338,394,318.04	55,412,000.00	393,806,318.04	593,681.96
NHA Yolanda Resettlement Sites	659,600,000.00	BMB-C-16-0029437	10-25-2016	659,600,000.00	BMB-C-19-0011420	06-26-2019	187,000,000.00	-					
NHA Yolanda Resettlement Sites	659,600,000.00	BMB-C-16-0029437	10-25-2016	659,600,000.00	BMB-C-23-0012167	09-18-2023	412,385,095.00	247,214,905.00	546,689,927.88	414,003,198.53	-	414,003,198.53	(1,618,103.53)
NHA Resettlement Sites in Typhoon Yolanda-affected Areas	509,414,488.00	BMB-C-17-0023268	12-06-2017	509,414,488.00	BMB-C-17-0021125	12-06-2017	34,360,000.00	-	509,414,488.00	139,936,333.51	-	139,936,333.51	1,757,520.49
NHA Resettlement Sites in Typhoon Yolanda-affected Areas	509,414,488.00	BMB-C-17-0023268	12-06-2017	509,414,488.00	BMB-C-19-0011421	06-26-2019	50,000,000.00	367,720,634.00					
NHA Resettlement Sites in Typhoon Yolanda-affected Areas	509,414,488.00	BMB-C-17-0023268	12-06-2017	509,414,488.00	BMB-C-23-0012167	09-18-2023	57,333,854.00						
2017 Quick Response Fund (QRF)-Calamity Fund	100,000,000.00	BMB-C-17-0000692	02-02-2017	100,000,000.00	BMB-C-17-0002095	02-02-2017	100,000,000.00	-	100,000,000.00	100,000,000.00	-	100,000,000.00	-
2017 QRF (Calamity Fund)	100,000,000.00	BMB-C-17-0009678	07-04-2017	100,000,000.00	BMB-C-17-0010470	07-04-2017	100,000,000.00	-	100,000,000.00	100,000,000.00	-	100,000,000.00	-
2018 QRF (Calamity Fund)	100,000,000.00	BMB-C-18-0004638	03-08-2018	100,000,000.00	BMB-C-18-0004622	03-08-2018	100,000,000.00	-	100,000,000.00	99,904,116.82	-	99,904,116.82	95,883.18
2018 QRF - 1st Replenishment	100,000,000.00	BMB-C-18-0025534	10-24-2018	100,000,000.00	BMB-C-19-0011419	06-26-2019	100,000,000.00	-	100,000,000.00	71,577,931.64	-	71,577,931.64	28,422,068.36
2018 QRF - 2nd Replenishment	298,560,000.00	BMB-C-18-0035050	12-28-2018	298,560,000.00	BMB-C-19-0011419	06-26-2019	298,560,000.00	-	298,560,000.00	248,581,572.13	-	248,581,572.13	49,978,427.87
2019 GAA, QRF (Calamity Fund)	20,000,000.00	BMB-C-19-0008505	07-31-2019	20,000,000.00	BMB-C-19-0024719	11-25-2019	12,218,462.00	-	20,000,000.00	18,370,637.23	-	18,370,637.23	1,629,362.77
2019 GAA, QRF (Calamity Fund)	20,000,000.00	BMB-C-19-0008505	07-31-2019	20,000,000.00	BMB-C-20-0009657	09-03-2020	7,781,538.00	-					
2020 GAA, QRF (Calamity Fund)	100,000,000.00	BMB-C-20-0015344	09-03-2020	100,000,000.00	BMB-C-20-0009656	09-03-2020	100,000,000.00	-	100,000,000.00	93,820,855.19	-	93,820,855.19	6,179,144.81
2020 Continuing Appropriations, NDRRM Fund - 2020 QRF Replenishment	100,000,000.00	BMB-C-21-0001085	03-26-2021	100,000,000.00	BMB-C-22-0016006	12-06-2022	100,000,000.00	-	100,000,000.00	79,362,864.94	-	79,362,864.94	20,637,135.06
NHA Transitional Shelter Sites in Marawi City	15,865,308.00	BMB-C-17-0023267	12-06-2017	15,865,308.00	BMB-C-17-0021124	12-06-2017	15,865,308.00	-	15,865,307.78	15,865,307.78	-	15,865,307.78	0.22
Calamity Grant - Typhoon Ferdie, 2016 Continuing Appropriation	48,136,015.00	BMB-C-17-0016799	10-09-2017	48,136,015.00	BMB-C-17-0021222	12-07-2017	48,136,015.00	-	48,136,015.00	48,136,015.00	-	48,136,015.00	-
2018 Construction of Power Distribution Lines under the Zamboanga City Roadmap to Recovery & Reconstruction (Z3R)	49,490,000.00	BMB-C-18-0006275	03-20-2018	49,490,000.00	BMB-C-18-0005971	03-20-2018	49,490,000.00	-	49,490,000.00	41,844,411.35	-	41,844,411.35	7,645,588.65
Marawi Recovery, Rehab. & Reconstruction Program (MRRRP)	213,354,769.00	BMB-C-19-0003694	05-17-2019	213,354,769.00	BMB-C-19-0008224	05-17-2019	213,354,769.00	-	213,354,769.00	192,482,938.42	-	192,482,938.42	20,871,830.58
Marawi Recovery, Rehab. & Reconstruction Program (MRRRP)	106,451,630.00	BMB-C-19-0014028	10-02-2019	106,451,630.00	BMB-C-19-0018834	10-02-2019	106,451,630.00	-	106,451,630.00	95,806,463.94	-	95,806,463.94	10,645,166.06
Marawi Recovery, Rehab. & Reconstruction Program, FY 2020 GAA	45,932,228.00	BMB-C-20-0014290	07-21-2020	45,932,228.00	BMB-C-20-0008401	07-21-2020	45,932,228.00	-	45,932,228.00	41,339,005.20	-	41,339,005.20	4,593,222.80
2021 GAA, NDRRMF (Calamity Fund)-Marawi Recovery, Rehab. & Reconstruction Program	22,278,757.00	BMB-C-21-0007080	08-17-2021	22,278,757.00	BMB-C-21-0010498	08-17-2021	22,278,757.00	-	22,278,757.00	-	-	-	22,278,757.00
2019 GAA, Calamity Grant- Typhoons Ompong & Rosita	2,433,988.00	BMB-C-19-0013470	09-26-2019	2,433,988.00	BMB-C-19-0018315	09-26-2019	2,433,988.00	-	2,433,988.00	2,366,722.05	-	2,366,722.05	67,265.95
2020 GAA, NDRRMF (Calamity Fund)- Typhoon Usman	5,582,283.00	BMB-C-20-0019120	11-11-2020	5,582,283.00	BMB-C-20-0012874	11-11-2020	5,582,283.00	-	5,582,283.00	5,924,054.70	-	5,924,054.70	658,228.30
2020 GAA, Electric Cooperatives Emergency and Resiliency Fund (ECERF)	250,000,000.00	BMB-C-20-0015240	09-01-2020	250,000,000.00	BMB-C-20-0009542	09-01-2020	250,000,000.00	-	250,000,000.00	239,330,023.98	-	239,330,023.98	10,669,976.02
2021 GAA, ECERF	750,000,000.00	BMB-C-21-0005847	08-04-2021	750,000,000.00	BMB-C-22-0016006	12-06-2022	750,000,000.00	-	750,000,000.00	661,499,514.91	-	661,499,514.91	88,500,485.09
2022 GAA, ECERF	224,350,000.00	BMB-C-22-0001931	02-14-2022	224,350,000.00	BMB-C-22-0016006	12-06-2022	200,327,593.00	5,253,730.00	223,888,254.92	204,944,788.71	-	204,944,788.71	14,151,481.29
2022 GAA, ECERF	224,350,000.00	BMB-C-22-0001931	02-14-2022	224,350,000.00	BMB-C-23-0012167	09-18-2023	18,768,677.00						
2023 GAA, ECERF	200,000,000.00	BMB-C-23-0013691	03-02-2023	200,000,000.00	-	-	-	200,000,000.00	110,662,954.86	77,873,216.75	-	77,873,216.75	(77,873,216.75)
TOTAL	9,671,007,937.01			9,671,007,937.01			8,850,818,668.01	820,189,269.00	9,468,299,074.45	8,119,460,516.48	388,766,008.44	8,508,226,524.92	342,592,143.09

NATIONAL ELECTRIFICATION ADMINISTRATION
FUND UTILIZATION REPORT
As of September 30, 2023


V. OTHER SUBSIDIES


Funding Source [a]	Appropriation [b]	Allotment			Cash Releases			Unfunded Allotment [(e-h)]	Actual Obligation [i]	Actual Disbursement			CASH BALANCE [n = h-m]
		SARO No. [c]	Date Issued [d]	Amount [e]	NCA Nos. [f]	Date Issued [g]	Amount [h]			Disbursement to ECs [k]	Returned to BTr [l]	Total Disbursements [m = k + l]	
Mindanao Modular Gensets	2,024,000,000.00	BMB-F-13-0019222	11-07-2013	2,024,000,000.00	BMB-F-13-0020166	11-07-2013	1,210,000,000.00	-	1,210,000,000.00	1,210,000,000.00	-	1,210,000,000.00	-
					BMB-F-13-0024742	12-23-2013	814,000,000.00		814,000,000.00	814,000,000.00		814,000,000.00	
Lanao Sur Metering	69,200,000.00	BMB-F-14-0014482	09-25-2014	69,200,000.00	BMB-F-14-0013650	09-25-2014	69,200,000.00	-	69,200,000.00	61,556,962.16	133,733.52	61,690,695.68	7,509,304.32
ALECO 10MVA Substation	32,552,000.00	BMB-F-15-0001025	02-11-2015	32,552,000.00	BMB-F-15-0002865	02-11-2015	32,552,000.00	-	32,552,000.00	-	-	-	32,552,000.00
2017 Installation of Transformers in Public Shoos	7,000,000.00	BMB-C-17-0004157	03-27-2017	7,000,000.00	BMB-C-17-0004680	03-27-2017	7,000,000.00	-	6,761,714.69	6,218,970.10	-	6,218,970.10	781,029.90
2018 Installation of Transformers in Public Shoos	9,000,000.00	BMB-C-18-0006275	03-20-2018	8,346,749.00	BMB-C-18-0005971	03-20-2018	8,346,749.00	-	7,333,969.62	5,237,628.33	-	5,237,628.33	3,109,120.67
2018 Rural Electrification, Kapalong & San Isidro, Davao Del Norte	61,349,000.00	BMB-C-18-0006275	03-20-2018	57,792,633.00	BMB-C-18-0005971	03-20-2018	57,792,633.00	-	53,629,427.76	52,948,317.18	-	52,948,317.18	4,844,315.82
2019 Strategized Sitio Electrification for Off-Grid RE through RF	12,000,000.00	BMB-C-19-0008505	07-31-2019	12,000,000.00	BMB-C-19-0024719	11-25-2019	12,000,000.00	-	11,998,627.84	7,490,858.89	-	7,490,858.89	4,509,141.11
2019 Strategized Household Electrification for Off-Grid RE through RF	153,000,000.00	BMB-C-19-0008505	07-31-2019	153,000,000.00	BMB-C-19-0024719	11-25-2019	153,000,000.00	-	152,255,842.68	137,951,459.11	-	137,951,459.11	15,048,540.89
2019 Installation of Solar Panels in Public Schools	20,000,000.00	BMB-C-19-0008505	07-31-2019	20,000,000.00	BMB-C-19-0014299	07-31-2019	20,000,000.00	-	16,528,990.42	12,668,894.74	-	12,668,894.74	7,331,105.26
GOP Counterpart-VAT (2018 Continuing Appro.)	11,806,000.00	BMB-C-19-0020062	11-19-2019	11,806,000.00	BMB-C-19-0023573	11-19-2019	11,806,000.00	-	11,806,000.00	11,806,000.00	-	11,806,000.00	-
GOP Counterpart-VAT (2019 GAA)	8,354,824.00	BMB-C-19-0020064	11-19-2019	8,354,824.00	BMB-C-19-0023574	11-19-2019	8,354,824.00	-	8,354,824.00	8,354,824.00	-	8,354,824.00	-
Phil. Counterpart on the JICA Donation for BARM Electric Cooperatives, FY 2020 GAA	145,837,000.00	BMB-C-20-0001580	03-05-2020	145,837,000.00	BMB-C-20-0002916	03-05-2020	145,837,000.00	-	145,837,000.00	108,517,903.67	-	108,517,903.67	37,319,096.33
Electrification of LGUs/NGOs Resettlement Sites, FY 2020 GAA	98,966,700.00	BMB-C-20-0016360	09-29-2020	98,966,700.00	BMB-C-20-0010607	09-29-2020	98,966,700.00	-	98,966,700.00	14,634,965.29	-	14,634,965.29	42,938,434.71
Discontinuance of Electrification of LGUs/NGOs Resettlement Sites, 2020 Continuing Appropriations	(41,393,300.00)	BMB-C-21-0006369	08-06-2021	(41,393,300.00)	-	-	(41,393,300.00)	-	(41,393,300.00)	-	-	-	-
GOP Counterpart-VAT (FY 2019 GAA- Continuing Appropriations)	284,443.00	BMB-C-20-0022358	12-21-2020	284,443.00	BMB-C-22-0016006	12-06-2022	284,443.00	-	284,443.00	284,443.00	-	284,443.00	-
Installation of Solar Panels in Public Schools, FY 2021 GAA- R.A. No. 11518	20,000,000.00	BMB-C-21-0010891	11-03-2021	20,000,000.00	BMB-C-23-0012167	09-18-2023	14,278,303.00	5,721,697.00	19,825,163.34	14,278,303.14	-	14,278,303.14	(0.14)
Installation of Solar Panels in Schools in Lipa City, FY 2021 GAA- R.A. No. 11518	100,000,000.00	BMB-C-21-0010891	11-03-2021	100,000,000.00	-	-	-	100,000,000.00	95,169,388.97	85,652,450.07	-	85,652,450.07	(85,652,450.07)
2022 GAA- Solar Electrification of Schools and Other Government Buildings	70,000,000.00	BMB-C-22-0008555	09-21-2022	70,000,000.00	-	-	-	70,000,000.00	51,293,823.39	-	-	-	-
2023 GAA- Installation of Solar Panels in Public Buildings	20,000,000.00	BMB-C-23-0016503	05-03-2023	20,000,000.00	-	-	-	20,000,000.00	-	-	-	-	-
Fuel Requirements of Power Supply in Occidental Mindoro per OP Approval dated 06-01-23, FY 2023 GAA-Contingent Fund	140,000,000.00	BMB-C-23-0018916	06-26-2023	140,000,000.00	BMB-C-23-0007975	06-23-23	140,000,000.00	-	6,430,652.44	6,430,652.44	-	6,430,652.44	133,569,347.56
TOTAL	2,961,956,667.00			2,957,747,049.00			2,762,025,352.00	195,721,697.00	2,770,835,268.15	2,558,032,632.12	133,733.52	2,558,166,365.64	203,858,986.36
GRAND TOTAL	50,016,805,694.00			50,012,596,076.00			45,975,014,323.00	4,037,581,753.00	49,312,125,415.62	42,911,396,482.81	1,261,050,000.00	44,172,446,482.81	1,802,567,840.19
VI. NON-CASH SUBSIDIES (For book entry purposes only)													
Tax Expenditure Subsidy - FIRB, FY 2019 GAA	11,890,679.00	BMB-C-19-0021360	11-25-2019	11,890,679.00	-	-	-	-	11,890,679.00	-	-	-	-
Conversion of NG Advances into Subsidy, FY 2019 GAA	4,046,092,000.00	BMB-C-19-0011828	09-09-2019	4,046,092,000.00	-	-	-	-	4,046,092,000.00	-	-	-	-
Conversion of NG Advances into Subsidy, FY 2020 GAA	10,869,482,000.00	BMB-C-20-0001581	03-05-2020	10,869,482,000.00	-	-	-	-	10,869,482,000.00	-	-	-	-
TOTAL NON--CASH SUBSIDIES	14,927,464,679.00			14,927,464,679.00					14,927,464,679.00				
GRANT TOTAL (Including Non-Cash Subsidies)	64,944,270,373.00			64,940,060,755.00			45,975,014,323.00	4,037,581,753.00	64,239,590,094.62	42,911,396,482.81	1,261,050,000.00	44,172,446,482.81	1,802,567,840.19
ADJUSTMENT/S:													
AVAILABLE CASH BALANCE													2,350,278,052.68

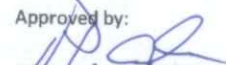
¹ Charged to available/prior years' cash balances.
² Net of Php520,818,471.01 used for Calamity Grants.
³ Net of Php484,399,950.00-2011 DAP OVLPL/GSF and Php2,476,000,000.00-Mindanao Modular GenSets declared as unconstitutional per Supreme Court decision issued and promulgated on Nov. 19, 2013.
⁴ Obligated based on the list/summary of projects provided by NHA
⁵ Net of projects for discontinuance in compliance to the requirements of the GCG in its Memorandum Order No. 2020-04 issued on 13 April 2020 and DBM's recommendation
⁶ Returned to BTr on June 14, 2018 with check no. 474506 per Supreme Court decision issued and promulgated on Nov. 19, 2013.
⁷ Net of Php41.39 million remitted to BTr on October 13, 2021 to effect the discontinuance of appropriated PAs pursuant to Administrative Order No. 41, s. 2021, as implemented by National Budget Circular No. 586 dated May 21, 2021.
⁸ Returned to BTr on April 6, 2020 in compliance to the letter of DOF dated April 1, 2020, pursuant to R.A. No. 11469 known as the "Bayanihan to Heal as One Act".

Prepared by:

DARIL JEFF M. HIDALGO
 Financial Planning Specialist A

Checked & Reviewed by:

IMEE G. APOSTOL
 Acting Manager, Financial Planning
 and Control Division

Certified Correct:

IRENE H. VIRAY
 Department Manager, Finance Services

Approved by:

ATTY. VIC P. ALVARO
 Department Manager, MCSO