

NATIONAL ELECTRIFICATION ADMINISTRATION

FUND UTILIZATION REPORT

As of September 30, 2021

I. SITIO ELECTRIFICATION PROJECTS

Funding Source [a]	Appropriation [b]	Allotment			Cash Releases			Unfunded Allotment [i=e-h]	Actual Obligation [j]	Actual Disbursement			CASH BALANCE [n = h-m]
		SARO No. [c]	Date Issued [d]	Amount [e]	NCA Nos. [f]	Date Issued [g]	Amount [h]			Disbursement to ECs [k]	Returned to BTr [l]	Total Disbursements [m = k + l]	
2021 Subsidy-GAA	1,627,500,000.00	BMB-C-21-0008530	09-21-2021	1,627,500,000.00	-	-	-	1,627,500,000.00	680,023,228.68	3,284,264.89	-	3,284,264.89	¹ (3,284,264.89)
2020 Subsidy-GAA	1,398,825,000.00	BMB-C-20-0015240	09-01-2020	236,325,000.00	BMB-C-20-0010607	09-29-2020	786,179,039.00	612,645,961.00	1,398,825,000.00	1,098,062,057.33	-	1,098,062,057.33	¹ (311,883,018.33)
		BMB-C-20-0016360	09-29-2020	1,162,500,000.00									
Sub-Total				1,398,825,000.00									
2019 Subsidy-GAA	862,944,000.00	BMB-C-19-0008505	07-31-2019	862,944,000.00	BMB-C-19-0014299	07-31-2019	550,798,546.00	68,112,148.00	851,769,339.68	783,881,726.95	-	783,881,726.95	10,950,125.05
					BMB-C-19-0024719	11-25-2019	244,033,306.00						
Sub-Total							794,831,852.00						
2018 Subsidy-GAA	1,817,100,000.00	BMB-C-18-0006275	03-20-2018	336,850,608.00	BMB-C-18-0005971	03-20-2018	336,850,608.00	1,153,170,944.00	1,816,273,329.75	1,686,844,325.78	¹ (1,025,043,105.34)	661,801,220.44	2,127,835.56
		BMB-C-18-0015107	07-05-2018	1,040,774,317.00	BMB-C-19-0011418	06-26-2019	172,891,000.00						
		BMB-C-18-0020090	09-04-2018	439,475,075.00	BMB-C-19-0024718	11-25-2019	154,187,448.00						
Sub-Total				1,817,100,000.00			663,929,056.00						
2017 Subsidy-GAA	1,817,100,000.00	BMB-C-17-0004945	04-10-2017	1,061,419,821.00	BMB-C-17-0017283	10-23-2017	1,061,419,821.00	147,452,849.00	1,813,161,340.83	1,621,408,005.93	-	1,621,408,005.93	48,239,145.07
		BMB-C-17-0017811	10-23-2017	755,680,179.00	BMB-C-18-0005970	03-20-2018	141,777,430.00						
					BMB-C-19-0011418	06-26-2019	237,149,000.00						
					BMB-C-19-0024718	11-25-2019	229,300,900.00						
Sub-Total				1,817,100,000.00			1,669,647,151.00						
2016 Subsidy-GAA	1,817,384,000.00	BMB-C-16-0000832	02-16-2016	1,817,384,000.00	BMB-C-16-0019601	10-25-2016	1,133,429,046.00	-	1,817,384,000.00	1,692,856,199.94	99,023,769.67	1,791,879,969.61	25,504,030.39
					BMB-C-17-0017284	10-23-2017	683,954,954.00						
Sub-Total							1,817,384,000.00		1,817,384,000.00	1,692,856,199.94			
2015 Additional Subsidy- Yolanda Affected Areas (2014 Continuing Appro.)	528,220,264.00	BMB-C-15-0028820	12-29-2015	528,220,264.00	BMB-C-15-0022011	12-29-2015	528,220,264.00	-	528,220,264.00	473,940,071.90	55,132,368.76	529,072,440.66	¹ (852,176.66)
2015 Subsidy-GAA	1,500,000,000.00	BMB-F-15-0005385	05-06-2015	1,500,000,000.00	BMB-F-15-0011277	07-30-2015	672,811,131.00	-	1,500,000,000.00	1,333,008,310.82	166,991,689.18	1,500,000,000.00	-
					BMB-C-15-0016413	10-16-2015	827,188,869.00						
Sub-Total							1,500,000,000.00		1,500,000,000.00	1,333,008,310.82			
2014 Subsidy-GAA	6,358,000,000.00	BMB-F-14-0008198	06-20-2014	6,358,000,000.00	BMB-F-14-0007525	06-20-2014	1,172,845,141.00	-	6,358,000,000.00	6,065,928,844.10	300,176,225.80	6,366,105,069.90	¹ (8,105,069.90)
					BMB-F-14-0009146	07-10-2014	1,051,361,307.00						
					BMB-F-14-0010597	08-01-2014	1,066,519,598.00						
					BMB-F-14-0014391	10-08-2014	670,369,405.00						
					BMB-F-14-0016331	11-10-2014	644,386,243.00						
					BMB-F-14-0018429	12-02-2014	638,095,737.00						
					BMB-F-15-0004126	03-12-2015	698,481,147.00						
					BMB-F-15-0011262	07-28-2015	415,941,422.00						
Sub-Total							6,358,000,000.00		6,358,000,000.00	6,065,928,844.10			(8,105,069.90)
Additional Subsidy-Year-End Projects	2,879,181,528.99	BMB-F-13-01335	12-27-2013	² 2,879,181,528.99	BMB-F-13-0024887	12-27-2013	2,879,181,528.99	-	2,879,181,528.99	2,738,741,254.97	141,920,857.95	2,880,662,112.92	¹ (1,480,583.93)
2013 Subsidy-GAA	3,752,565,000.00	BMB-F-13-0005294	05-21-2013	3,752,565,000.00	BMB-F-13-0008702	05-21-2013	1,920,861,532.00	-	3,752,565,001.00	3,557,927,215.32	195,550,392.47	3,753,477,607.79	¹ (912,606.79)
					BMB-F-13-0010119	06-18-2013	570,219,106.00						
					BMB-F-13-0013301	07-19-2013	603,097,246.00						
					BMB-F-13-0015411	08-16-2013	658,387,117.00						
Sub-Total							3,752,565,001.00		3,752,565,001.00	3,557,927,215.32			(912,606.79)
2012 Subsidy- Batch 2	1,264,000,000.00	BMB-F-12-00756	09-14-2012	1,264,000,000.00	BMB-F-12-0017159	09-14-2012	1,264,000,000.00	-	1,264,000,000.00	1,237,081,688.80	26,918,311.20	1,264,000,000.00	-
2012 Subsidy- Batch 1	2,000,000,000.00	BMB-F-12-0007420	05-21-2012	2,000,000,000.00	BMB-F-12-0009357	05-21-2012	1,000,000,000.00	-	2,000,000,000.00	1,939,777,261.04	60,234,243.36	2,000,011,504.40	¹ (11,504.40)
					BMB-F-12-0018672	10-09-2012	1,000,000,000.00						
Sub-Total							2,000,000,000.00		2,000,000,000.00	1,939,777,261.04			(11,504.40)
2011 Subsidy- Batch 2	589,655,724.53	BMB-F-12-0000075	01-11-2012	589,655,724.53	BMB-F-12-0001604	02-01-2012	277,061,472.50	-	589,655,724.53	552,265,216.14	37,578,530.13	589,843,746.27	¹ (188,021.74)
					BMB-F-12-0007568	04-19-2012	312,594,252.03						
Sub-Total							589,655,724.53		589,655,724.53	552,265,216.14			(188,021.74)
2011 DAP - OVLP LGSF	600,000,000.00	BMB-F-11-02260	12-22-2011	600,000,000.00	BMB-F-11-0023860	12-22-2011	115,600,050.00	484,399,950.00	115,600,050.00	115,600,050.00	-	115,600,050.00	-
2011 DAP - TISP	200,000,000.00	BMB-F-11-01866	12-05-2011	200,000,000.00	BMB-F-11-0022222	01-04-2012	200,000,000.00	-	200,000,000.00	200,000,000.00	-	200,000,000.00	-
2011 Subsidy- Batch 1	814,411,357.00	BMB-F-11-0021066	09-15-2011	814,411,357.00	BMB-F-11-0017334	09-15-2011	814,411,357.00	-	814,411,357.00	787,257,457.00	27,153,900.00	814,411,357.00	-
ADJUSTMENT/S:													
Subsidies Returned from 2016 to 2018											³ 573,773,395.25		
TOTAL SEP	29,826,886,874.52			29,826,886,874.52			25,733,605,023.52	4,093,281,852.00	28,379,070,164.46	25,887,863,950.91	659,410,578.43	25,973,501,134.09	¹ (239,896,110.57)

**NATIONAL ELECTRIFICATION ADMINISTRATION
FUND UTILIZATION REPORT
As of September 30, 2021**

II. BARANGAY LINE ENHANCEMENT PROJECTS

Funding Source [a]	Appropriation [b]	Allotment			Cash Releases			Unfunded Allotment [i=e-h]	Actual Obligation [j]	Actual Disbursement			CASH BALANCE [n = h-m]
		SARO No. [c]	Date Issued [d]	Amount [e]	NCA Nos. [f]	Date Issued [g]	Amount [h]			Disbursement to ECs [k]	Returned to BTr [l]	Total Disbursements [m = k + l]	
2015 Subsidy-GAA	400,000,000.00	BMB-F-15-0005385	05-06-2015	400,000,000.00	BMB-C-16-0019602	10-25-2016	400,000,000.00	-	400,000,000.00	378,272,147.96	22,580,028.70	400,852,176.66	¹ (852,176.66)
2014 Subsidy-GAA	1,260,000,000.00	BMB-F-14-0008198	06-20-2014	1,260,000,000.00	BMB-C-15-0016443	10-16-2015	658,623,046.00	-	1,260,000,000.00	1,196,198,113.51	69,916,922.52	1,266,115,036.03	¹ (6,115,036.03)
					BMB-C-16-0019602	10-25-2016	601,376,954.00						
							1,260,000,000.00						
2013 Subsidy-GAA	1,501,964,000.00	BMB-F-13-0005294	05-21-2013	1,501,964,000.00	BMB-F-13-0016000	08-28-2013	531,466,924.00	-	1,501,964,000.00	1,443,089,700.83	63,083,352.93	1,506,173,053.76	¹ (4,209,053.76)
					BMB-F-13-0021272	11-21-2013	390,418,412.00						
					BMB-F-14-0002669	02-27-2014	100,451,846.00						
					BMB-F-14-0005275	04-28-2014	35,801,704.00						
					BMB-F-14-0016331	11-10-2014	123,450,804.00						
					BMB-F-15-0011262	07-28-2015	135,675,353.00						
					BMB-C-15-0016443	10-16-2015	184,698,957.00						
Sub-Total	1,501,964,000.00			1,501,964,000.00			1,501,964,000.00	-	1,501,964,000.00	1,443,089,700.83			(4,209,053.76)
2012 Subsidy- Batch 1	568,500,000.00	BMB-F-12-0007420	05-21-2012	568,500,000.00	BMB-F-12-0018672	10-09-2012	568,500,000.00	-	568,500,000.00	545,543,852.41	22,956,147.59	568,500,000.00	-
2011 Subsidy- Batch 2	518,590,165.47	BMB-F-12-0000075	01-11-2012	518,590,165.47	BMB-F-12-0001604	02-01-2012	277,061,472.50	-	518,590,165.47	500,126,937.60	18,463,227.87	518,590,165.47	-
					BMB-F-12-0007568	04-19-2012	241,528,692.97						
Sub-Total							518,590,165.47	-	518,590,165.47	500,126,937.60			-
TOTAL BLEP	4,249,054,165.47			4,249,054,165.47			4,249,054,165.47	-	4,249,054,165.47	4,063,230,752.31	196,999,679.61	4,260,230,431.92	¹ (11,176,266.45)

III. PAMANA PROJECTS

Funding Source [a]	Appropriation [b]	Allotment			Cash Releases			Unfunded Allotment [i=e-h]	Actual Obligation [j]	Actual Disbursement			CASH BALANCE [n = h-m]
		SARO No. [c]	Date Issued [d]	Amount [e]	NCA Nos. [f]	Date Issued [g]	Amount [h]			Disbursement to ECs [k]	Returned to BTr [l]	Total Disbursements [m = k + l]	
2015 Subsidy-GAA	100,000,000.00	BMB-F-15-0005385	05-06-2015	100,000,000.00	-	-	-	100,000,000.00	100,000,000.00	-	-	-	-
2014 Subsidy-GAA	57,800,000.00	BMB-F-14-0008198	06-20-2014	57,800,000.00	BMB-C-19-0011422	06-26-2019	28,964,483.00	13,527,957.00	57,800,000.00	28,923,153.68	10,547,092.21	39,470,245.89	4,801,797.11
					BMB-C-19-0024718	11-25-2019	15,307,560.00						
Sub-Total							44,272,043.00						
2013 Subsidy-GAA	150,500,000.00	BMB-F-13-0005294	05-21-2013	150,500,000.00	BMB-F-14-0009146	07-10-2014	72,274,819.00	-	150,500,000.00	138,878,130.35	5,192,907.79	144,071,038.14	6,428,961.86
					BMB-C-15-0016443	10-16-2015	23,972,475.00						
					BMB-C-18-0018362	09-04-2018	28,470,327.00						
					BMB-C-19-0011422	06-26-2019	25,782,379.00						
Sub-Total							150,500,000.00						
TOTAL PAMANA	308,300,000.00			308,300,000.00			194,772,043.00	113,527,957.00	308,300,000.00	167,801,284.03	15,740,000.00	183,541,284.03	11,230,758.97
TOTAL SEP, BLEP & PAMANA	34,384,241,039.99			34,384,241,039.99			30,177,431,231.99	4,206,809,809.00	32,936,424,329.93	30,118,895,987.25	872,150,258.04	30,417,272,850.04	¹ (239,841,618.05)

NATIONAL ELECTRIFICATION ADMINISTRATION

FUND UTILIZATION REPORT

As of September 30, 2021

IV. CALAMITY GRANTS

Funding Source [a]	Appropriation [b]	Allotment			Cash Releases			Unfunded Allotment [i=e-h]	Actual Obligation [j]	Actual Disbursement			CASH BALANCE [n = h-m]	
		SARO No. [c]	Date Issued [d]	Amount [e]	NCA Nos. [f]	Date Issued [g]	Amount [h]			Disbursement to ECs [k]	Returned to BTr [l]	Total Disbursements [m = k + l]		
YRRP	3,929,360,000.00	BMB-F-13-01330	12-27-2013	3,929,360,000.00	BMB-F-13-0024883	12-27-2013	3,929,360,000.00	-	3,929,360,000.00	3,741,081,219.45	188,278,780.55	3,929,360,000.00	-	
Calamity Grants	520,818,471.01			520,818,471.01			520,818,471.01		520,818,471.01	510,063,352.06	10,755,118.95	520,818,471.01	-	
Calamity Grant - Glenda, FY 2015 GAA	803,980,000.00	BMB-C-15-0023008	12-15-2015	803,980,000.00	BMB-C-16-0004382	03-15-2016	803,980,000.00	-	803,980,000.00	577,551,838.34	134,320,108.94	711,871,947.28	92,108,052.72	
NHA Yolanda Resettlement Sites	394,400,000.00	BMB-C-15-0024367	12-23-2015	394,400,000.00	BMB-C-16-0002725	02-22-2016	207,400,000.00	-	359,207,927.28	273,616,237.69	55,412,000.00	329,028,237.69	65,371,762.31	
					BMB-C-19-0011420	06-26-2019	187,000,000.00							
NHA Yolanda Resettlement Sites	659,600,000.00	BMB-C-16-0029437	10-25-2016	659,600,000.00	-	-	-	659,600,000.00	-	-	-	-	-	
2017 Quick Response Fund (Calamity Fund)	100,000,000.00	BMB-C-17-0000692	02-02-2017	100,000,000.00	BMB-C-17-0002095	02-02-2017	100,000,000.00	-	100,000,000.00	100,000,000.00	-	100,000,000.00	-	
2017 Quick Response Fund (Calamity Fund)	100,000,000.00	BMB-C-17-0009678	07-04-2017	100,000,000.00	BMB-C-17-0010470	07-04-2017	100,000,000.00	-	100,000,000.00	100,000,000.00	-	100,000,000.00	-	
2018 Quick Response Fund (Calamity Fund)	100,000,000.00	BMB-C-18-0004638	03-08-2018	100,000,000.00	BMB-C-18-0004622	03-08-2018	100,000,000.00	-	100,000,000.00	99,904,116.82	-	99,904,116.82	95,883.18	
2018 QRF - 1st Replenishment	100,000,000.00	BMB-C-18-0025534	10-24-2018	100,000,000.00	BMB-C-19-0011419	06-26-2019	100,000,000.00	-	100,000,000.00	71,577,931.64	-	71,577,931.64	28,422,068.36	
2018 QRF - 2nd Replenishment	298,560,000.00	BMB-C-18-0035050	12-28-2018	298,560,000.00	BMB-C-19-0011419	06-26-2019	298,560,000.00	-	298,560,000.00	266,702,931.40	-	266,702,931.40	31,857,068.60	
NHA Transitional Shelter Sites in Marawi City	15,865,308.00	BMB-C-17-0023267	12-06-2017	15,865,308.00	BMB-C-17-0021124	12-06-2017	15,865,308.00	-	15,865,307.78	15,865,307.78	-	15,865,307.78	0.22	
Calamity Grant - Typhoon Ferdie, 2016 Continuing Appropriation	48,136,015.00	BMB-C-17-0016799	10-09-2017	48,136,015.00	BMB-C-17-0021222	12-07-2017	48,136,015.00	-	48,136,015.00	48,136,015.00	-	48,136,015.00	-	
NHA Resettlement Sites in Typhoon Yolanda-affected Areas	509,414,488.00	BMB-C-17-0023268	12-06-2017	509,414,488.00	BMB-C-17-0021125	12-06-2017	34,360,000.00	425,054,488.00	4	509,414,488.00	72,773,323.49	-	72,773,323.49	11,586,676.51
					BMB-C-19-0011421	06-26-2019	50,000,000.00							
Construction of Power Distribution Lines under the Zamboanga City Roadmap to Recovery & Reconstruction (Z3R)	49,490,000.00	BMB-C-18-0006275	03-20-2018	49,490,000.00	BMB-C-18-0005971	03-20-2018	49,490,000.00	-	49,490,000.00	5	-	-	49,490,000.00	
Marawi Recovery, Rehab. & Reconstruction Program (MRRRP)	213,354,769.00	BMB-C-19-0003694	05-17-2019	213,354,769.00	BMB-C-19-0008224	05-17-2019	213,354,769.00	-	213,354,769.00	192,482,938.42	-	192,482,938.42	20,871,830.58	
	106,451,630.00	BMB-C-19-0014028	10-02-2019	106,451,630.00	BMB-C-19-0018834	10-02-2019	106,451,630.00	-	106,451,630.00	95,806,463.94	-	95,806,463.94	10,645,166.06	
Marawi Recovery, Rehab. & Reconstruction Program, FY 2020 GAA	45,932,228.00	BMB-C-20-0014290	07-21-2020	45,932,228.00	BMB-C-20-0008401	07-21-2020	45,932,228.00	-	45,932,228.00	41,339,005.20	-	41,339,005.20	4,593,222.80	
Quick Response Fund (Calamity Fund), FY 2019 GAA	20,000,000.00	BMB-C-19-0008505	07-31-2019	20,000,000.00	BMB-C-19-0024719	11-25-2019	12,218,462.00	-	20,000,000.00	10,996,616.09	-	10,996,616.09	9,003,383.91	
					BMB-C-20-0009657	09-03-2020	7,781,538.00							
Calamity Grant- Typhoons Ompong & Rosita, FY 2019 GAA	2,433,988.00	BMB-C-19-0013470	09-26-2019	2,433,988.00	BMB-C-19-0018315	09-26-2019	2,433,988.00	-	2,433,988.00	2,190,588.84	-	2,190,588.84	243,399.16	
Quick Response Fund (Calamity Fund), FY 2020 GAA	100,000,000.00	BMB-C-20-0015344	09-03-2020	100,000,000.00	BMB-C-20-0009656	09-03-2020	100,000,000.00	-	100,000,000.00	91,243,481.04	-	91,243,481.04	8,756,518.96	
NDRRM Fund (Quick Response Fund), FY 2020 Continuing Appropriations	100,000,000.00	BMB-C-21-0001085	03-26-2021	100,000,000.00	-	-	-	100,000,000.00	100,000,000.00	12,065,883.42	-	12,065,883.42	1	(12,065,883.42)
Electric Cooperatives Emergency and Resiliency Fund (ECERF), FY 2020 GAA	250,000,000.00	BMB-C-20-0015240	09-01-2020	250,000,000.00	BMB-C-20-0009542	09-01-2020	250,000,000.00	-	250,000,000.00	217,629,422.89	-	217,629,422.89	32,370,577.11	
NDRRMF (Calamity Fund)- Typhoon Usman, FY 2020 GAA	6,582,283.00	BMB-C-20-0019120	11-11-2020	6,582,283.00	BMB-C-20-0012874	11-11-2020	6,582,283.00	-	6,582,283.00	5,924,054.70	-	5,924,054.70	658,228.30	
Electric Cooperatives Emergency and Resiliency Fund (ECERF), FY 2021 GAA	750,000,000.00	BMB-C-21-0005847	08-04-2021	750,000,000.00	-	-	-	750,000,000.00	750,000,000.00	-	-	-	-	
NDRRMF (Calamity Fund)-Marawi Recovery, Rehab. & Reconstruction Program, FY 2021 GAA	22,278,757.00	BMB-C-21-0007080	08-17-2021	22,278,757.00	BMB-C-21-0010498	08-17-2021	22,278,757.00	-	-	-	-	-	22,278,757.00	
TOTAL	9,246,657,937.01			9,246,657,937.01			7,312,003,449.01	1,934,654,488.00	8,529,587,107.07	6,546,950,728.21	388,766,008.44	6,935,716,736.65	376,286,712.36	

NATIONAL ELECTRIFICATION ADMINISTRATION

FUND UTILIZATION REPORT

As of September 30, 2021

V. OTHER SUBSIDIES

Funding Source [a]	Appropriation [b]	Allotment			Cash Releases			Unfunded Allotment [i=e-h]	Actual Obligation [j]	Actual Disbursement			CASH BALANCE [n = h-m]
		SARO No. [c]	Date Issued [d]	Amount [e]	NCA Nos. [f]	Date Issued [g]	Amount [h]			Disbursement to ECS [k]	Returned to BTR [l]	Total Disbursements [m = k + l]	
Mindanao Modular Gensets	4,500,000,000.00	BMB-F-13-0019222	11-07-2013	4,500,000,000.00	BMB-F-13-0020166	11-07-2013	1,210,000,000.00	2,476,000,000.00	1,210,000,000.00	1,210,000,000.00	-	1,210,000,000.00	-
					BMB-F-13-0024742	12-23-2013	814,000,000.00		814,000,000.00		-	814,000,000.00	-
Lanao Sur Metering	69,200,000.00	BMB-F-14-0014482	09-25-2014	69,200,000.00	BMB-F-14-0013650	09-25-2014	69,200,000.00	-	69,200,000.00	69,066,266.48	133,733.52	69,200,000.00	-
ALECO 10MVA Substation	32,552,000.00	BMB-F-15-0001025	02-11-2015	32,552,000.00	BMB-F-15-0002865	02-11-2015	32,552,000.00	-	32,552,000.00	-	-	-	32,552,000.00
2017 Installation of Transformers in Public Shoos	7,000,000.00	BMB-C-17-0004157	03-27-2017	7,000,000.00	BMB-C-17-0004680	03-27-2017	7,000,000.00	-	6,761,714.69	6,218,970.10	-	6,218,970.10	781,029.90
2018 Installation of Transformers in Public Shoos	9,000,000.00	BMB-C-18-0006275	03-20-2018	8,346,749.00	BMB-C-18-0005971	03-20-2018	8,346,749.00	-	7,333,969.62	6,600,572.66	-	6,600,572.66	1,746,176.34
Rural Electrification, Kapalong & San Isidro, Davao Del Norte	61,349,000.00	BMB-C-18-0006275	03-20-2018	57,792,633.00	BMB-C-18-0005971	03-20-2018	57,792,633.00	-	53,629,427.76	48,311,484.98	-	48,311,484.98	9,481,148.02
2019 Strategized Sitio Electrification for Off-Grid RE through RE	12,000,000.00	BMB-C-19-0008505	07-31-2019	12,000,000.00	BMB-C-19-0024719	11-25-2019	12,000,000.00	-	12,000,000.00	-	-	-	12,000,000.00
2019 Strategized Household Electrification for Off-Grid RE through RE	153,000,000.00	BMB-C-19-0008505	07-31-2019	153,000,000.00	BMB-C-19-0024719	11-25-2019	153,000,000.00	-	153,000,000.00	137,030,258.42	-	137,030,258.42	15,969,741.58
2019 Installation of Solar Panels in Public Schools	20,000,000.00	BMB-C-19-0008505	07-31-2019	20,000,000.00	BMB-C-19-0014299	07-31-2019	20,000,000.00	-	20,000,000.00	14,876,091.38	-	14,876,091.38	5,123,908.62
GOP Counterpart-VAT (2018 Continuing Appro.)	11,806,000.00	BMB-C-19-0020062	11-19-2019	11,806,000.00	BMB-C-19-0023573	11-19-2019	11,806,000.00	-	11,806,000.00	11,806,000.00	-	11,806,000.00	-
GOP Counterpart-VAT (2019 GAA)	8,354,824.00	BMB-C-19-0020064	11-19-2019	8,354,824.00	BMB-C-19-0023574	11-19-2019	8,354,824.00	-	8,354,824.00	8,354,824.00	-	8,354,824.00	-
Tax Expenditure Subsidy - FIRB, FY 2019 GAA	11,890,679.00	BMB-C-19-0021360	11-25-2019	^a 11,890,679.00	-	-	-	-	11,890,679.00	-	-	-	-
Conversion of NG Advances into Subsidy, FY 2019 GAA	4,046,092,000.00	BMB-C-19-0011828	09-09-2019	^a 4,046,092,000.00	-	-	-	-	4,046,092,000.00	-	-	-	-
Conversion of NG Advances into Subsidy, FY 2020 GAA	10,869,482,000.00	BMB-C-20-0001581	03-05-2020	^a 10,869,482,000.00	-	-	-	-	10,869,482,000.00	-	-	-	-
Phil. Counterpart on the JICA Donation for BARMM Electric Cooperatives, FY 2020 GAA	145,837,000.00	BMB-C-20-0001580	03-05-2020	145,837,000.00	BMB-C-20-0002916	03-05-2020	145,837,000.00	-	145,837,000.00	102,208,428.31	-	102,208,428.31	43,628,571.69
Electrification of LGUs/NGOs Resettlement Sites, FY 2020 GAA	⁶ 98,966,700.00	BMB-C-20-0016360	09-29-2020	⁶ 98,966,700.00	BMB-C-20-0010607	09-29-2020	98,966,700.00	-	57,573,400.00	17,049,192.79	-	17,049,192.79	81,917,507.21
Discontinuance of Electrification of LGUs/NGOs Resettlement Sites, 2020 Continuing Appropriations	⁹ (41,393,300.00)	BMB-C-21-0006369	08-06-2021	(41,393,300.00)	-	-	-	-	-	-	-	-	-
GOP Counterpart-VAT (FY 2019 GAA- Continuing Appropriations)	284,443.00	BMB-C-20-0022358	12-21-2020	284,443.00	-	-	-	284,443.00	284,443.00	284,443.00	-	284,443.00	¹ (284,443.00)
TOTAL	20,015,421,346.00			20,011,211,728.00			2,648,855,906.00	2,476,284,443.00	17,529,797,458.07	2,445,806,532.12	133,733.52	2,445,940,265.64	202,915,640.36
GRAND TOTAL	63,646,320,323.00			63,642,110,705.00			40,138,290,587.00	8,617,748,740.00	58,995,808,895.07	39,111,653,247.58	¹⁰ 1,261,050,000.00	39,798,929,852.33	339,360,734.67
ADJUSTMENT/S:													
-Processed Budget Utilization Request (BUR) / Budget Request (BR) but no check/s issued yet.													303,743,322.92
-2010 and prior years subsidy balances													71,254,654.89
-Return of subsidy from ECS													415,498,539.67
AVAILABLE CASH BALANCE													1,129,857,252.15

¹ Charged to available/prior years' cash balances.

² Net of Php520,818,471.01 used for Calamity Grants.

³ Return of Subsidy as a result of NEA's re-evaluation and/or COA's audit.

⁴ Obligated based on the list/summary of projects provided by NHA

⁵ No disbursement yet due to unliquidated previous subsidy releases

⁶ Net of projects for discontinuance in compliance to the requirements of the GCG in its Memorandum Order No. 2020-04 issued on 13 April 2020 and DBM's recommendation

⁷ Returned to BTR on June 14, 2018 with check no. 474506 per Supreme Court decision issued and promulgated on Nov. 19, 2013.


⁸ These allotments are for book entry purposes only.

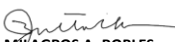
⁹ To effect the discontinuance of appropriated PAPs pursuant to Administrative Order No. 41, s. 2021, as implemented by National Budget Circular No. 586 dated May 21, 2021


¹⁰ Returned to BTR on April 6, 2020 in compliance to the letter of DOF dated April 1, 2020, pursuant to R.A. No. 11469 known as the "Bayanihan to Heal as One Act". 169 Sitios will not be implemented this year and the succeeding releases to the ECs representing 10%-30% of the total project cost will not be processed this year due to the return of the subsidy.

Prepared by:

DARIL JEFF M. HIDALGO
 Corporate Budget Officer A

Checked & Reviewed by:

ARSENIA M. SACDALAN
 Acting Manager, Financial Planning
 and Control Division

Certified Correct:

MILAGROS A. ROBLES
 Acting Department Manager, Finance Services

Approved by:

SONIA B. SAN DIEGO
 Deputy Administrator, Corporate
 Resources and Financial Services