

WE HEARD YOU!

We have noted your concerns and as part of our commitment to continuously improve, here's a **BIT** of everything you need to know.



✔ **Web Portal**

1. Get to know the New Status of DET Submissions.
2. Check out the enhanced Portal Dashboard.

The following changes are reflected in the **latest version** of the **DET**.

✔ **Improved Financial, Institutional, Technical, and Projects DETs:**

3. Allocate manually in the MFSR DET.
4. Enter actual District name in District Elections DET.
5. Fill-out the List of Employees DET faster.
6. Needed additional rows available for Interruptions DET.
7. Input actual Total No. of Disconnected Services in the Connections DET.

Web Portal Updates

Download the LATEST version of the DET!


Status of your submission is now **Submitted, Acknowledged Receipt, or For Revision.**

For more clarity, here are the new status of your DET submissions:

Submitted - means your DET has been successfully uploaded to the Web Portal.

Acknowledged Receipt - means your DET has been reviewed by NEA and will reflect in your operational reports.

For Revision - means NEA has found some items that you need to correct/update in your DET. You need to submit an updated DET to the Web Portal.



You may now manually allocate in your MFSR DET.

While your EC is preparing for your full ACAM implementation, you may now select **Manual Allocation** in the **Factor** field of your MFSR DET (Trial Balance and Payroll Allocation tabs).

You can then encode values under each applicable business segment.

Trial Balance

Account Code	Account Name	per ACAM	Factor*	Total Company*
100-000-00-000	ASSETS			
110-000-00-000	NON CURRENT ASSETS			
111-000-00-000	Distribution Utility Plant and Equipment (Regular)			
111-101-00-000	Distribution Utility Plant and Equipment In Service			
111-101-10-000	Land, Land Rights and Improvements	DIRECT or allocated	Manual Allocation	

Payroll Allocation

Account Code	Account Name	Factor*	Total Company
	EXPENSE ACCOUNTS		
512-000-00-000	DISTRIBUTION EXPENSES		
512-501-00-000	Operation, Supervision, Engineering	Manual Allocation	

Financial Updates

Download the LATEST version of the DET!

Some labels in the **MFSR DET** have been updated.

To help you in filling out the MFSR DET some labels have been updated.

Old Label	Updated Label
Other Financial Banking	Banks
Non-Financial Institutions	Other Financial Institutions
Calamity Fund	Extraordinary Losses

NEW

Accounts for "Depreciation and Amortization Expenses - SFP" were moved from account code series '541-500-XX-XXX' to '540-500-XX-XXX'

Accounts for "Short Term Loans" were moved from account code series '221-101-XX-XXX' to '221-201-XX-XXX'

TRIAL BALANCE			
Account Code	Account Name		per ACAM
220-000-00-000	CURRENT LIABILITIES		
221-201-00-000	Short Term Loans		
221-201-10-000	Short Term Loans - NEA		DIRECT
221-201-11-000	Short Term Loans - Banks		DIRECT
221-201-12-000	Short Term Loans - Other Financial Institutions		DIRECT
221-201-13-000	Short Term Loans - Others		DIRECT
	TOTAL SHORT TERM LOANS		

TRIAL BALANCE			
Account Code	Account Name		per ACAM
540-500-00-000	DEPRECIATION AND AMORTIZATION EXPENSES - SFP		
540-500-11-000	Depreciation Expenses - Dist Utility Plant & Equipment		
540-500-12-000	Depr. Exp. - Building		same as ASSET ALLOC
540-500-13-000	Depr. Exp. - Structures and Improvements		same as ASSET ALLOC
540-500-14-000	Depr. Exp. - Station Equipment		same as ASSET ALLOC
540-500-15-000	Depr. Exp. - Poles, Towers, & Fixtures		same as ASSET ALLOC
540-500-16-000	Depr. Exp. - Overhead Conductors & Devices		same as ASSET ALLOC
540-500-17-000	Depr. Exp. - Underground Conduit/Raceways		same as ASSET ALLOC
540-500-18-000	Depr. Exp. - Underground Conduit & Devices		same as ASSET ALLOC
540-500-19-000	Depr. Exp. - Dist. Line Transf & Circuit Reclosers		same as ASSET ALLOC
540-500-20-000	Depr. Exp. - Power Conditioning Equipment		same as ASSET ALLOC
540-500-21-000	Depr. Exp. - Reg Entity Prop Cons Premises		same as ASSET ALLOC
540-500-22-000	Depr. Exp. - St. Light & Signal System		same as ASSET ALLOC
540-500-23-000	Depr. Exp. - Submarine Cable System		same as ASSET ALLOC
540-500-24-000	Depr. Exp. - Service Drop Wires & Equipment		same as ASSET ALLOC
540-500-25-000	Depr. Exp. - Meters, Metering Equip. & Meter Transformer		same as ASSET ALLOC
540-500-26-000	Depr. Exp. - Office Furniture & Equipment		same as ASSET ALLOC
	Depr. Exp. - Transportation Equipment		same as ASSET ALLOC

Financial Updates

Download the LATEST version of the DET!

Encode the data for **WESM / PEMC** in the **A. Power Suppliers/RES** section of the **Power Accounts Payable (PAP)** DET.

Section **C.WESM** has been removed. **NEW**

Encode your data for **WESM** (Wholesale Electricity Spot Market) or **PEMC** / Philippine Electricity Market Corporation (whichever is left active by the Master Data Manager) in the **A. Power Suppliers/ RES** section.

NOTE: PAP DETs with **multiple identical entries** for power supplier will **not** be accepted by the Web Portal.

Particulars	Current Account	
	Power	VAT
A. Power Suppliers/ RES		

You may now input the actual **District name** in your **District Elections DET**.

Good news!

You no longer need to encode the **GEO ID** in the **District** field of your **District Elections DET**.

Just type the actual name of the district under the column provided.

EC Short Name *
Reporting Year *
Reporting Month *
DISTRICT ELECTIONS
District *
District Name 1
District Name 2

NEW

Institutional Updates

Download the LATEST version of the DET!

It is now easier to fill out the **AGMA** table in the **Meetings and Resolutions DET**.

You may now enter multiple dates and comments in the **Date per EC By-Laws** field.

Date of Conduct now allows future dates!

ANNUAL GENERAL MEMBERSHIP ASSEMBLY (AGMA)

NEW

Date per EC By-Laws*

Date of Conduct

Institutional Updates

Download the LATEST version of the DET!

It is now easier to fill out the **AGMA** table in the **Meetings and Resolutions DET**.

Columns of the AGMA table are now more properly labeled.

Enter the **Number of Major Issues Discussed** and the descriptions in the **Topics discussed** field.

Number of Major Issues Discussed	Topics Discussed
1	Topic 1
2	Topic1, Topic 2
3	Topic 1, Topic 2, Topic3

NEW

Institutional Updates

Download the LATEST version of the DET!

You can now encode the actual **Board Resolution No.** in the **Meetings and Resolutions DET.**

Your **Meetings and Resolution DET** now allows you to enter alphanumeric characters (letters and numbers) in the **Board Resolution Number** field.

BOARD RESOLUTION	NEW
Board Resolution Number	
MR-12345	


Institutional Updates

Download the LATEST version of the DET!

Your **BOD DET** can now be more easily understood.

As you have requested, the **Start Date of Term** has been changed to **Start Date of First Term**.

Number of Term of Office*	Start Date of First Term*
3	02/14/2015



You can now accomplish the **List of Employees DET** faster.

Now, you don't have to fill out the **Regular and Non-Regular Employees** tables every month!

If your **List of Employees DET** does not have any changes from the previous month, just select **No** in the **Are there any changes?** field under the **Non-Regular** and **Regular** sections. If there are changes, select **Yes** and input all your employees' details required including updates and new entries.

Click on then upload a blank List of Employees DET.

NEW

LIST OF EMPLOYEES		
Are there changes in any data this reporting month?		
		No
NON-REGULAR EMPLOYEES		
	Project-Based/ Outourced	
Field	No. of Male Manpower	No. of Female Manpower
Billing Coordinator		
Carpenter		

NEW

Are there changes in any data this reporting month?		No
REGULAR EMPLOYEES	# Of Rows <input type="text"/>	Add Rows
Tax Identification Number	Employee Last Name	

You can now accomplish the **List of Employees DET** faster.

Note also that **Others** row has been added in the **Non-Regular Employees** section for the job titles/roles that are not listed in the DET.

NON-REGULAR EMPLOYEES	
Field	Project-Base
	No. of Male Manpower
Billing Coordinator	
Carpenter	
Clearance/Utility	
Clearing	
CPA	
Disconnecter	
Draftsman	
Engineer	
Linemen	
Mechanic Driver/Mechanic	
Meter Reader	
Office Clerk/Office Assistant	
Power Tender	
Reconnector	
Retainer	
Row Cutter	
Staking Staff	
Sub Station Tender	
Systems Loss Reduction Position/Officer	
Others	

NEW

You can now accomplish the **Compliance Assessment** more accurately.

Actual field is now **Actual Hours** in **Customer Service Standard** table of your **Compliance Assessment DET**.

It now allows up to 4 decimal places.

**Sample values only.*

NEW

Compliance	Actual Hours*
hours upon receipt of application	24.5000
hours upon payment of fees	24.5000
hours upon on-site arrival	4.5000
hours after receipt of complaints	5.5000
hours before scheduled interruption	34.5000
hours after receipt of call	0.5000
hours after settlement of amount due/compromise agreement	22.5000

**Customer Service Standard parameters are now in hours.*

NEW

CUSTOMER SERVICE STANDARD		
Customer Service Parameter		
1. Processing/ Approval of applications for service connection (with complete requirements)	Within	24
2. Service-drop connection	Within	48
3. Restoration of service after line fault on the secondary side, including service drop/ lateral	Within	4
4. Response time on Consumer Complaints (Billing, Payment and Meter Complaints)	Within	24
5. Timeframe in informing Customer on scheduled power interruptions	At least	72
6. Response time to emergency calls	Within	0.5
7. Response time to reconnection of service due to disconnection	Within	24

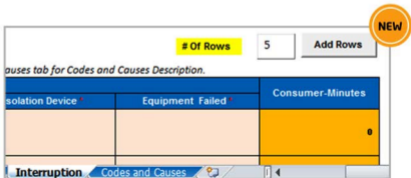
Technical Updates

Download the LATEST version of the DET!

You can now add more rows to encode your **Power Interruptions**.

Just click the **Add Rows** button and new rows will be added in your Power Interruption the DET.

You can add up to 1000 rows!



The screenshot shows a software interface for managing Power Interruptions. At the top right, there is a circular orange badge with the word "NEW". Below it, there is a control panel with a yellow box labeled "# Of Rows" containing the number "5", and a grey button labeled "Add Rows". Below the control panel, there is a text prompt: "auses tab for Codes and Causes Description." Below this is a table with three columns: "Resolution Device", "Equipment Failed", and "Consumer-Minutes". The table has one data row with a value of "0" in the "Consumer-Minutes" column. At the bottom of the interface, there is a navigation bar with tabs for "Interruption" and "Codes and Causes", and a pagination control showing "1" and a left arrow.

Resolution Device	Equipment Failed	Consumer-Minutes
		0

Projects Updates

Download the LATEST version of the DET!

You may now encode the monthly number of **Services Disconnected** in your **Connections DET**!

You no longer need to input the **Services Disconnected** in the Web Portal Comments box!

ALWAYS input your total number of **Services Disconnected** in the DET since the Web Portal now allows negative **Total Services in Place**.

Monthly Connection Details	
New Services Connected	50
Services Reconnected	5
Services Disconnected	65
Total Services in Place	-10

NEW



STAY TUNED!

More updates coming soon.

NEA BIT *Brighter future*