

Report on the Receipt and Utilization of DRRMF Sourced from GAA
NATIONAL ELECTRIFICATION ADMINISTRATION
As of September 30, 2021

| Date | Reference | Particulars | Balance, Beginning (a) | Receipt (SARO Amount) (b) | Utilization (Obligated) (c) | Balance, End (d=a+b-c) | Disbursement (e) | Unpaid Obligation (f=c-e) |
|--|--|--|---------------------------|---------------------------------|-----------------------------------|---------------------------|-------------------------|------------------------------|
| A. NDRRM Fund | | | | | | | | |
| 12-15-2015 03-15-2016 | 2015 GAA- RA 10651 SARO No. BMB-C-15-0023008 NCA No. BMB-C-16-0004382 | Rehabilitation of Distribution Lines & Facilities of various ECs Affected by Typhoon "Glenda" | - | 803,980,000.00 | 803,980,000.00 | - | 711,871,947.28 | 92,108,052.72 |
| 10-09-2017 12-07-2017 | 2016 Continuing Appr.- RA No. 10717 SARO No. BMB-C-17-0016799 NCA No. BMB-C-17-0021222 | Repair/Rehabilitation of power distribution facilities of Batanes Electric Coooperative, Inc. (BATANELCO) in the islands of Batan, Sabtang and Itbayat | - | 48,136,015.00 | 48,136,015.00 | - | 48,136,015.00 | - |
| 12-06-2017 12-06-2017 06-26-2019 | 2016 Continuing Appr.- RA No. 10717 SARO No. BMB-C-17-0023268 NCA No. BMB-C-17-0021125 NCA No. BMB-C-19-0011421 | Provision of Electric services to 148,258 housing units in the NHA Resettlement Sites in typhoon Yolanda affected areas | - | 509,414,488.00 | 509,414,488.00 | - | 72,773,323.49 | 436,641,164.51 |
| 12-06-2017 12-06-2017 | 2017 GAA- RA No. 10924 SARO No. BMB-C-17-0023267 NCA No. BMB-C-17-0021124 | Construction of 13.2 KV power distribution lines and installation of KWH meters in the NHA Transitional Shelter sites in Brgy. Sagonsongan, Marawi City, Lanao del Sur | - | 15,865,308.00 | 15,865,307.78 | 0.22 | 15,865,307.78 | - |
| 05-17-2019 05-17-2019 | 2018 Continuing Appr.- RA 10964 SARO No. BMB-C-19-0003694 NCA No. BMB-C-19-0008224 | Marawi Recovery, Rehabilitation and Reconstruction Program | - | 213,354,769.00 | 213,354,769.00 | - | 192,482,938.42 | 20,871,830.58 |
| 09-26-2019 09-26-2019 | 2019 GAA- RA 11260 SARO No. BMB-C-19-0013470 NCA No. BMB-C-19-0018315 | Rehabilitation of Distribution Lines Damaged by Typhoons Ompong & Rosita | - | 2,433,988.00 | 2,433,988.00 | - | 2,190,588.84 | 243,399.16 |
| 10-02-2019 10-02-2019 | 2018 Continuing Appr.- RA 10964 SARO No. BMB-C-19-0014028 NCA No. BMB-C-19-0018834 | Marawi Recovery, Rehabilitation and Reconstruction Program | - | 106,451,630.00 | 106,451,630.00 | - | 95,806,463.94 | 10,645,166.06 |
| 07-21-2020 07-21-2020 | 2020 GAA- RA 11465 SARO No. BMB-C-20-0014290 NCA No. BMB-C-20-0008401 | Marawi Recovery, Rehabilitation and Reconstruction Program- 2020 MVA Substation | - | 45,932,228.00 | 45,932,228.00 | - | 41,339,005.20 | 4,593,222.80 |
| 11-11-2020 11-11-2020 | 2020 GAA- RA 11465 SARO No. BMB-C-20-0019120 NCA No. BMB-C-20-0012874 | Rehabilitation of Distribution Lines Damaged by Typhoon Usman | - | 6,582,283.00 | 6,582,283.00 | - | 5,924,054.70 | 658,228.30 |
| 08-17-2021 08-17-2021 | 2021 GAA- RA 11518 SARO No. BMB-C-21-0007080 NCA No. BMB-C-21-0010498 | Marawi Recovery, Rehabilitation and Reconstruction Program- Repair and Rehab. of LASURECO Main Office Bldg. | - | 22,278,757.00 | - | 22,278,757.00 | - | - |
| Sub-Total | | | | 1,774,429,466.00 | 1,752,150,708.78 | 22,278,757.22 | 1,186,389,644.65 | 565,761,064.13 |

**Report on the Receipt and Utilization of DRRMF Sourced from GAA
NATIONAL ELECTRIFICATION ADMINISTRATION
As of September 30, 2021**

| Date | Reference | Particulars | Balance, Beginning (a) | Receipt (SARO Amount) (b) | Utilization (Obligated) (c) | Balance, End (d=a+b-c) | Disbursement (e) | Unpaid Obligation (f=c-e) |
|---|---|--|---------------------------|---------------------------------|-----------------------------------|---------------------------|-----------------------|------------------------------|
| B. QRF (from NDRRMF) | | | | | | | | |
| 02-02-2017 02-02-2017 | 2017 GAA- NDRRM Fund (RA No. 10924) SARO No.BMB-C-17-0000692 NCA No. BMB-C-17-0002095 | Rehabilitation of Distribution Lines Damaged by Typhoon "Nina" - 2017 QRF | - | 100,000,000.00 | 100,000,000.00 | - | 100,000,000.00 | - |
| 07-04-2017 07-04-2017 | 2017 GAA- NDRRM Fund (RA No. 10924) SARO No.BMB-C-17-0009678 NCA No. BMB-C-17-0010470 | Rehabilitation of Distribution Lines Damaged by Typhoon "Nina" - 2017 QRF | - | 100,000,000.00 | 100,000,000.00 | - | 100,000,000.00 | - |
| 03-26-2021 | 2020 GAA- RA 11465 SARO No. BMB-C-21-0001085 | Rehabilitation of Distribution Lines Damaged by Typhoon Tisoy | - | 100,000,000.00 | 100,000,000.00 | - | 12,065,883.42 | 87,934,116.58 |
| Sub-Total | | | | 300,000,000.00 | 300,000,000.00 | - | 212,065,883.42 | 87,934,116.58 |
| C. Allocation from Regular Agency Budget | | | | | | | | |
| 12-23-2015 02-22-2016 06-26-2019 | 2015 GAA-Unprogrammed Appro. (RA No. 10651) SARO No.BMB-C-15-0024367 NCA No. BMB-C-16-0002725 NCA No. BMB-C-19-0011420 | Power Supply Provision in the NHA "Yolanda" Permanent Resettlement Sites | - | 394,400,000.00 | 359,207,927.28 | 35,192,072.72 | 329,028,237.69 | 30,179,689.59 |
| 10-25-2016 | 2016 GAA-RA No. 10717 SARO No.BMB-C-16-0029437 | Power Supply Provision in the NHA "Yolanda" Permanent Resettlement Sites | - | 659,600,000.00 | - | 659,600,000.00 | - | - |
| 03-08-2018 03-08-2018 | 2018 GAA-RA No. 10964 SARO No.BMB-C-18-0004638 NCA No. BMB-C-18-0004622 | Rehabilitation of Distribution Lines Damaged by Typhoons Vinta, Urduja and Nina - 2018 QRF | - | 100,000,000.00 | 100,000,000.00 | - | 99,904,116.82 | 95,883.18 |
| 10-24-2018 06-26-2019 | 2018 GAA-Unprogrammed Appro. -SIPSP (RA No. 10964) SARO No.BMB-C-18-0025534 NCA No. BMB-C-19-0011419 | Rehabilitation of Distribution Lines Damaged by Typhoons Vinta and Nina - 2018 QRF | - | 100,000,000.00 | 100,000,000.00 | - | 71,577,931.64 | 28,422,068.36 |
| 12-28-2018 06-26-2019 | 2018 GAA-Unprogrammed Appro. - SIPSP (RA No. 10964) SARO No.BMB-C-18-0030505 NCA No. BMB-C-19-0011419 | Rehabilitation of Distribution Lines Damaged by Typhoon Ompong - 2018 QRF | - | 298,560,000.00 | 298,560,000.00 | - | 266,702,931.40 | 31,857,068.60 |
| 03-30-2018 03-30-2018 | 2018 GAA-RA No. 10964 SARO No. BMB-C-18-0006275 NCA No. BMB-C-18-0005971 | Construction of Power Distribution Lines Under the Zamboanga City Roadmap to Recovery and Reconstruction (Z3R) | - | 49,490,000.00 | 49,490,000.00 | - | - | 49,490,000.00 |
| 07-31-2019 11-25-2019 09-03-2020 | 2019 GAA-RA No. 11260 SARO No. BMB-C-19-0008505 NCA No. BMB-C-19-0024719 NCA No. BMB-C-20-0009657 | Rehabilitation of Distribution Lines Damaged by Typhoons Ompong and Tisoy and Twin Earthquake in Batanes- 2019 QRF | - | 20,000,000.00 | 20,000,000.00 | - | 10,996,616.09 | 9,003,383.91 |

**Report on the Receipt and Utilization of DRRMF Sourced from GAA
NATIONAL ELECTRIFICATION ADMINISTRATION
As of September 30, 2021**

| Date | Reference | Particulars | Balance, Beginning (a) | Receipt (SARO Amount) (b) | Utilization (Obligated) (c) | Balance, End (d=a+b-c) | Disbursement (e) | Unpaid Obligation (f=c-e) |
|--------------------------|--|--|---------------------------|---------------------------------|-----------------------------------|---------------------------|-------------------------|------------------------------|
| 09-03-2020 09-03-2020 | 2020 GAA-RA No. 11465 SARO No. BMB-C-20-0015344 NCA No. BMB-C-20-0009656 | Rehabilitation of Distribution Lines Damaged by Typhoon Tisoy - 2020 QRF | - | 100,000,000.00 | 100,000,000.00 | - | 91,243,481.04 | 8,756,518.96 |
| 09-01-2020 09-01-2020 | 2020 GAA-RA No. 11465 SARO No. BMB-C-20-0015240 NCA No. BMB-C-20-0009542 | Rehabilitation of Distribution Lines Damaged by Typhoon Ursula- 2020 Electric Cooperatives Emergency and Resiliency Fund (ECERF) | - | 250,000,000.00 | 250,000,000.00 | - | 217,629,422.89 | 32,370,577.11 |
| 08-04-2021 | 2021 GAA-RA No. 11518 SARO No. BMB-C-21-0005847 | Rehabilitation of Distribution Lines Damaged by Typhoons Ambo, Quiel, Ramon, Sarah, Quinta, Rolly, Ulysses, Siony, Vicky and Taal Vocano Eruption- 2021 ECERF | - | 750,000,000.00 | 750,000,000.00 | - | - | 750,000,000.00 |
| Sub-Total | | | | 2,722,050,000.00 | 2,027,257,927.28 | 694,792,072.72 | 1,087,082,737.57 | 940,175,189.71 |
| GRAND TOTAL | | | - | 4,796,479,466.00 | 4,079,408,636.06 | 717,070,829.94 | 2,485,538,265.64 | 1,593,870,370.42 |

¹ Obligated based on the list/summary of projects provided by NHA


² Includes Budget Utilization Requests/Budget Requests processed amounting to PhP52.23 million for release to the recipient ECs.

Prepared by :




DARIL JEFF M. HIDALGO
Corporate Budget Officer A

Certified Correct:




ARSENIA M. SACDALAN
Acting Manager, Financial Planning & Control Division


Noted:



SONIA B. SAN DIEGO
Deputy Administrator
Corporate Resources and Financial Services



ELIZANDRA ISABEL B. BELOY
Chief Corporate Budget Officer



MA. CHONA O. DELA CRUZ
Manager, Financial Services and Accounting Division