

GOCC ACCOMPLISHMENTS ON PRIORITY PROGRAMS/PROJECTS UNDER THE FIVE (5) KEY RESULT AREAS
Monitoring Report of 2016 Performance Targets
As of 30 September 2016

GOCC: NATIONAL ELECTRIFICATION ADMINISTRATION (NEA)

KEY PROGRAMS/PROJECTS (1)	DESCRIPTION OF PROGRAMS/PROJECT OBJECTIVES (2)	FY 2015 ACTUAL ACCOMPLISHMENT (3)	FY 2016 TARGET (4)	FY 2016 BUDGET (PHP) (5)	FY 2016 ACCOMPLISHMENT (6)	RATING (%) (7)=(6)/(4)x100	REMARKS
Sitio Electrification Program (SEP)	As barangay energization has reached 99.95% in 2010, the Rural Electrification Program (REP) has shifted to the next level of society, the sitios. A sitio is a territorial enclave that forms part of a barangay, the location which may be distant from the center of the barangay itself. In 2015 a total of 10,361 sitios were energized out of the target of 7,092 for the year. Target was exceeded using available funds for other specific programs/projects in accordance with item 5.3.1.4 of National Budget Circular No. 556 dated 05 January 2015 due to the necessity to fast track and accelerate accomplishment of the SEP.	10,631	3,150	1.817B	2,801	88.92	

GOCC ACCOMPLISHMENTS ON PRIORITY PROGRAMS/PROJECTS UNDER THE FIVE (5) KEY RESULT AREAS
Monitoring Report of 2016 Performance Targets
As of 30 September 2016

GOCC: NATIONAL ELECTRIFICATION ADMINISTRATION (NEA)


KEY PROGRAMS/PROJECTS (1)	DESCRIPTION OF PROGRAMS/PROJECT OBJECTIVES (2)	FY 2015 ACTUAL ACCOMPLISHMENT (3)	FY 2016 TARGET (4)	FY 2016 BUDGET (PHP) (5)	FY 2016 ACCOMPLISHMENT (6)	RATING (%) (7)=(6)/(4)x100	REMARKS
Barangay Line Enhancement Program	These are barangays that have been previously solarized or powered by small gensets that are requesting for on-grid connection that will result in a more stable power supply.	164	176	0.00	143	81.25	

GOCC ACCOMPLISHMENTS ON PRIORITY PROGRAMS/PROJECTS UNDER THE FIVE (5) KEY RESULT AREAS
Monitoring Report of 2016 Performance Targets
As of 30 September 2016


GOCC: NATIONAL ELECTRIFICATION ADMINISTRATION (NEA)

KEY PROGRAMS/PROJECTS (1)	DESCRIPTION OF PROGRAMS/PROJECT OBJECTIVES (2)	FY 2015 ACTUAL ACCOMPLISHMENT (3)	FY 2016 TARGET (4)	FY 2016 BUDGET (PHP) (5)	FY 2016 ACCOMPLISHMENT (6)	RATING (%) (7)=(6)/(4)x100	REMARKS
Consumer Connection	The actual number of beneficiaries of the REP.	537,970	460,000	0.00	416,136	90.46	

Certified Correct:



RODERICK N. PADUA
 Department Manager, Corporate Planning Office

10/28/2016
 Date


ADELINA A. GABON
 Department Manager, Finance Services Department

10/28/2016
 Date

Approved by:


SONIA B. SAN DIEGO
 Officer-In-Charge

 Date

