



September 7, 2015

**MEMORANDUM No. 2015-026**

**TO : ALL ELECTRIC COOPERATIVES**

**SUBJECT : 2014 OVERALL PERFORMANCE RATINGS OF ELECTRIC COOPERATIVES**

**I. RATIONALE**

1. Section 2 of RA 9136 mandates adoption of structural reforms in the power industry with the objective of ensuring the quality, reliability, security and affordability of electric power. Section 58 of EPIRA mandates NEA to:
  - i. Prepare the ECs in operating and competing under the deregulated electricity market;
  - ii. Strengthen the technical capability and financial viability of the ECs; and
  - iii. Review and upgrade regulatory policies with a view of enhancing the viability of the rural ECs as electric utilities.
2. Section 5 of RA 10531 provides that NEA is empowered to ensure the economic and financial viability and operation of all ECs.
3. Section 19 (a) of the Implementing Rules and Regulations (IRR) of RA 10531 mandates NEA to develop standards and protocols for the efficient operations of the ECs.
4. Section 19 (b) of the IRR of RA 10531 mandates NEA to develop financial and operational parameters to serve as triggers for its intervention.

**II. BACKGROUND**

Pursuant to RA 9136, NEA formulated Key Performance Standards (KPS) to measure the performance of ECs by using financial, institutional and technical (FIT) performance indicators and standards. The guidelines on KPS was approved by NEA Board on August 26, 2011 under Board Resolution No. 27 and implemented under Memorandum No. 2011-020 to all ECs dated 31 August 2011.

Pursuant to RA 10531, NEA formulated six (6) financial and operational standards and parameters to measure the performance of ECs. The Guidelines for the Classification of ECs was approved by NEA Board on November 6, 2013 under Board Resolution No. 1 and approved by the Department of Energy (DOE) on December 12, 2013.

Under KPS, the major parameters have the following weights:

- 1. Financial** **30%**
  - ~ Debt Ratio (4%)
  - ~ Debt Service Cover (4%)
  - ~ Quick Ratio (4%)
  - ~ Payment to Power Supplier (5%)
  - ~ Payment to NEA (4%)
  - ~ Average Collection Period (4%)
  - ~ Profitability (5%)
  
- 2. Institutional** **35%**
  - ~ Performance rating of Board of Directors (5%)
  - ~ Performance rating of General Manager (4%)
  - ~ NEA Audit/External Audit rating (2%)
  - ~ Employee-Customer ratio (1%)
  - ~ Capacity Building (1%)
  - ~ Retirement Plan/Fund (1%)
  - ~ Processing/Approval of Applications for Service Connection (2%)
  - ~ Service-drop connection (2%)
  - ~ Restoration of service after line fault on secondary side (2%)
  - ~ Response time on consumer complaints (2%)
  - ~ Timeframe in informing customer on scheduled power interruptions (2%)
  - ~ Response time-Emergency calls (2%)
  - ~ Response time to reconnection of service due to disconnection (2%)
  - ~ Annual General Membership Assembly (3%)
  - ~ District Election (2%)
  - ~ Information, Education and Communication Technology (2%)
  
- 3. Technical** **30%**
  - ~ System Average Interruption Frequency Index (7.5%)
  - ~ System Average Interruption Duration Index (7.5%)
  - ~ System loss (12%)
  - ~ Power Factor (3%)

- 4. Reportorial Compliances 5%**
- ~ Monthly Financial and Statistical Report (1%)
  - ~ Performance Standard Monitoring Report (1%)
  - ~ Monthly Engineering Report (1%)
  - ~ Audited Financial Statements (1%)
  - ~ E-Integrated Computerized Planning Model (1%)

Pursuant to RA 10531, the NEA formulated the Policy on EC Classification under the following Parameters and Standards:

PARAMETERS	STANDARDS
1. Cash General Fund	At least one (1) month working capital for power and non-power costs
2. Collection Efficiency	95%
3. Accounts Payable - Power a. Genco b. NGCP	Current/Restructured - Current
4. Profitability	Positive
5. Net Worth	Positive
6. System loss	13%

### III. RATING CRITERIA

KPS cover 32 financial, institutional, technical and reportorial compliance indicators and standards while EC Classification covers seven (7) standards and parameters including accounts payable to NGCP. The performance indicators on profitability, system loss and payment to power suppliers in the KPS are also included as parameters in the EC Classification. Parameters in EC Classification on collection efficiency, positive net worth, and cash general fund directly relate to the liquidity, solvency and ability or inability of the ECs to service maturing debts and financial obligations.

The weights of KPS and EC Classification are as follows:

KPS (more inclusive - 32 parameters)	80%
EC Classification (financially driven - 7 parameters)	<u>20%</u>
Total	<u>100%</u>

Under the EC Classification, ECs are given a certain percentage of 20%, as follows:

Green ECs	100%
Yellow 1 ECs	75%
Yellow 2 ECs	50%
Red ECs which complied with one or more parameters	25%
Red ECs which did not comply with any parameter	0%

The average ratings of the ECs for the four (4) quarters of 2014 were used.

#### IV. OVERALL PERFORMANCE RATING SCHEME

Using the KPS and EC Classification, hereunder are the corresponding scores and ratings:

Score	Rating
95 - 100	AAA
90 - 94	AA
85 - 89	A
75 - 84	B
50 - 74	C
49 and below	D

#### V. EC CONSULTATION

The NEA conducted regional consultations with the ECs on the following dates:

Participants	Schedule	Venue
Luzon ECs	June 23, 2015	HESA
Region VI ECs	July 2, 2015	Iloilo City
Region VIII ECs	July 7, 2015	Tacloban City
Region VII ECs	July 9, 2015	Carcar City, Cebu
Region IX ECs	July 14-15, 2015	Pagadian City
Region XI & XII ECs	July 21, 2015	Davao City
Region X & CARAGA ECs	July 23, 2015	Cagayan de Oro City

During the regional consultations, each EC was furnished a copy of NEA's initial evaluation. The ECs were given an opportunity to seek for reconsideration by submitting justification/s and additional data and documents.

## VI. FINAL RESULTS OF EVALUATION

Rating	Number of ECs	Percentage
AAA	54	50%
AA	14	13%
A	4	4%
B	13	12%
C	13	12%
D	10	9%
<b>Total</b>	<b>108</b>	<b>100%</b>

CDA registered ECs are not included in the evaluation and determination of overall performance ratings of ECs for 2014 to give them ample time to be fully integrated into the mainstream of ECs. Albay Electric Cooperative, Inc. (ALECO) and Pampanga II Electric Cooperative, Inc. (PELCO II) which entered in a Private Sector Participation (PSP) are also not included to give concessionaire of ALECO and Investor-Manager of PELCO II an interim period within which to revitalize their respective operations.


We commend the fifty four (54) ECs which garnered overall performance rating of AAA.

Attached herewith are the following annexes:

- A. Overall Performance Rating of ECs per region
- B. Overall Performance Rating of ECs according to rank
- C. Summary of Evaluation on Key Performance Standards (KPS) and EC Classification

For purposes of entitlement to the prescribed Memorandum No. 2015-007 series of 2015, on the "Revised Guidelines on Benefits, Allowances and Incentives of Electric Cooperative Officials and Employees", this shall be effective August 1, 2015.

For your information and guidance.

  
**EDITA S. BUENO**  
Administrator



NEA-0A22063E *gel*

*9/11/15*

**NATIONAL ELECTRIFICATION ADMINISTRATION  
2014 EC OVERALL PERFORMANCE RATING**

Annex "A"

Electric Cooperatives	Rating
<b>Region I</b>	
INEC	AAA
ISECO	AAA
LUELCO	AAA
CENPELCO	C
<b>Region II</b>	
BATANELCO	AA
CAGELCO I	AAA
CAGELCO II	AAA
ISELCO I	AA
<b>CAR</b>	
BENECO	AA
IFELCO	C
Kaelco	B
MOPRECO	AAA
<b>Region III</b>	
AURELCO	AAA
TARELCO I	AAA
TARELCO II	AAA
NEECO I	AAA
NEECO II Area 1	AAA
NEECO II Area 2	AAA
PRESCO	AAA
PELCO I	AAA
PELCO III	D
PENELCO	AAA
ZAMECO I	AA
ZAMECO II	AAA
<b>Region IV-A</b>	
FLECO	A
BATELEC I	AAA
BATELEC II	AA
QUEZELCO I	B
QUEZELCO II	AAA
<b>Region IV-B</b>	
LUBELCO	A
OMECO	B
ORMECO	AAA
MARELCO	B
TIELCO	AAA
ROMELCO	B
BISELCO	C

*ayen*  
*DMP*

**NATIONAL ELECTRIFICATION ADMINISTRATION  
2014 EC OVERALL PERFORMANCE RATING**

Annex "A"

Electric Cooperatives	Rating
<b>Region V</b>	
CANORECO	AA
CASURECO I	B
CASURECO II	C
CASURECO III	D
CASURECO IV	AA
SORECO I	C
FICELCO	B
MASELCO	D
TISELCO	D
<b>Region VI</b>	
AKELCO	AA
ANTECO	AAA
CAPELCO	AA
ILECO I	AAA
ILECO II	AAA
ILECO III	AAA
GUIMELCO	AAA
NONECO	AAA
CENECO	C
<b>Region VII</b>	
NORECO I	AAA
BANELCO	AA
CEBECO I	AAA
CEBECO II	AAA
CEBECO III	AAA
PROSIELCO	AA
CELCO	AAA
BOHECO I	AAA
BOHECO II	AAA
<b>Region VIII</b>	
DORELCO	C
LEYECO II	AA
LEYECO III	AA
LEYECO IV	AAA
LEYECO V	B
SOLECO	AAA
BILECO	A
NORSAMELCO	C
SAMELCO I	C
SAMELCO II	AAA
ESAMELCO	B

*Handwritten signature and initials in the bottom right corner.*

**NATIONAL ELECTRIFICATION ADMINISTRATION  
2014 EC OVERALL PERFORMANCE RATING**

Annex "A"

Electric Cooperatives	Rating
<b>Region IX</b>	
ZANECO	A
ZAMSURECO I	AAA
ZAMSURECO II	C
ZAMCELCO	C
<b>Region X</b>	
MOELCI I	B
MOELCI II	AAA
MORESCO I	AAA
MORESCO II	AAA
FIBECO	AA
BUSECO	AAA
CAMELCO	AAA
LANECO	B
<b>Region XI</b>	
DORECO	AAA
DANECO	C
DASURECO	AAA
<b>Region XII</b>	
COTELCO	AAA
COTELCO PPALMA	B
SOCOTECO I	AAA
SOCOTECO II	AAA
SUKELCO	B
<b>ARMM</b>	
TAWELCO	D
BASELCO	D
SIASELCO	C
SULECO	D
CASELCO	D
LASURECO	D
MAGELCO	D
<b>CARAGA</b>	
ANECO	AAA
ASELCO	AAA
SURNECO	AAA
SIARELCO	AAA
DIELCO	AAA
SURSECO I	AAA
SURSECO II	AAA

*Handwritten signature and initials*



**2014 ECs' OVERALL PERFORMANCE RATINGS**

(Per Rank)

Annex "B"

AAA (95-100)		AA (90-94)		A (85-89)		B (75-84)		C (50-74)		D (49 and below)			
1 TARELCO II	100	28 AURELCO	97.95	1 CASURECO IV	94.20	1 ZANECO	87.00	1 ESAMELCO	84.90	1 CENECO	74.90	1 TISELCO	38.60
2 NEECO I	100	29 BOHECO II	97.95	2 BANELCO	94.20	2 LUBELCO	86.30	2 Kaelco	84.55	2 CASURECO II	74.55	2 PELCO III	36.05
3 NEECO II Area 1	100	30 TARELCO I	97.60	3 BATANELCO	93.85	3 FLECO	85.80	3 MARELCO	83.80	3 IFELCO	73.40	3 MASELCO	35.40
4 NEECO II Area 2	100	31 CAMELCO	97.60	4 FIBECO	93.50	4 BILECO	85.40	4 LANECO	83.80	4 SORECO I	70.55	4 CASURECO III	31.40
5 PELCO I	100	32 COTELCO	97.60	5 PROSIELCO	92.25			5 LEYECO V	82.45	5 DANECO	70.40	5 SULECO	27.65
6 PENELCO	100	33 ANECO	97.50	6 CAPELCO	92.20			6 SUKELCO	79.80	6 BISELCO	68.85	6 TAWELCO	26.95
7 ORMECO	100	34 SOLECO	97.15	7 LEYECO III	92.15			7 CASURECO I	79.00	7 CENPELCO	64.80	7 BASELCO	22.05
8 ILECO I	100	35 MORESCO II	97.15	8 BENECCO	91.90			8 ROMELCO	78.60	8 SAMELCO I	64.05	8 MAGELCO	20.45
9 ILECO II	100	36 CAGELCO II	96.70	9 ISELCO I	91.80			9 MOELCI I	78.60	9 ZAMSURECO II	63.20	9 CASELCO	14.00
10 CEBECO I	100	37 LEYECO IV	96.70	10 ZAMECO I	91.00			10 COTELCO PPALMA	77.33	10 DORELCO	62.90	10 LASURECO	12.05
11 CEBECO II	100	38 INFC	96.25	11 LEYECO II	90.90			11 QUEZELCO I	76.60	11 SIASELCO	58.55		
12 CEBECO III	100	39 SOCOTECO I	96.25	12 BATELEC II	90.20			12 OMECO	75.80	12 NORSAMELCO	55.45		
13 ZAMSURECO I	100	40 SURNECO	96.25	13 CANORECO	90.20			13 FICELCO	75.80	13 ZAMCELCO	52.80		
14 DASURECO	100	41 LUVELCO	95.90	14 AKELCO	90.20								
15 SOCOTECO II	100	42 MOPRECO	95.90										
16 ASELCO	100	43 ZAMECO II	95.90										
17 SIARELCO	100	44 BATELEC I	95.90										
18 DIELCO	100	45 GUIMELCO	95.90										
19 SURSECO I	100	46 NONECO	95.90										
20 ISECO	99.20	47 DORECO	95.55										
21 PRESCO	99.20	48 QUEZELCO II	95.45										
22 TIELCO	99.20	49 ILECO III	95.45										
23 MORESCO I	99.20	50 NORECO I	95.45										
24 CAGELCO I	98.75	51 CELCO	95.45										
25 ANTECO	98.75	52 SAMELCO II	95.45										
26 BOHECO I	98.75	53 MOELCI II	95.45										
27 BUSECO	98.40	54 SURSECO II	95.45										

**NATIONAL ELECTRIFICATION ADMINISTRATION  
2014 EC OVERALL PERFORMANCE RATINGS**

Annex "C"

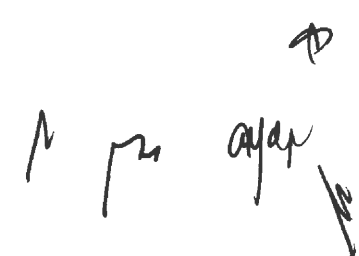
Electric Cooperatives	Key Performance Standards						EC Classification						Performance Rating	
	Financial 30%	Institutional 35%	Technical 30%	Reportorial 5%	Total	Weight (80%)	4th Q	3rd Q	2nd Q	1st Q	Average	Weight (20%)	Total Score	Rating
<b>Region I</b>														
INEC	30.00	35.00	30.00	5.00	100.00	80.00	100.00	75.00	75.00	75.00	81.25	16.25	96.25	AAA
ISECO	30.00	34.00	30.00	5.00	99.00	79.20	100.00	100.00	100.00	100.00	100.00	20.00	99.20	AAA
LUELCO	30.00	33.00	30.00	5.00	98.00	78.40	100.00	100.00	75.00	75.00	87.50	17.50	95.90	AAA
CENPELCO	18.50	27.00	18.00	5.00	68.50	54.80	50.00	50.00	50.00	50.00	50.00	10.00	64.80	C
<b>Region II</b>														
BATANELCO	30.00	32.00	30.00	5.00	97.00	77.60	75.00	75.00	75.00	100.00	81.25	16.25	93.85	AA
CAGELCO I	30.00	35.00	30.00	5.00	100.00	80.00	100.00	100.00	75.00	100.00	93.75	18.75	98.75	AAA
CAGELCO II	30.00	34.00	30.00	5.00	99.00	79.20	100.00	100.00	75.00	75.00	87.50	17.50	96.70	AAA
ISELCO I	29.00	32.00	30.00	5.00	96.00	76.80	75.00	75.00	75.00	75.00	75.00	15.00	91.80	AA
<b>CAR</b>														
BENECO	26.00	32.00	30.00	5.00	93.00	74.40	100.00	100.00	75.00	75.00	87.50	17.50	91.90	AA
IFELCO	18.00	32.00	18.00	5.00	73.00	58.40	75.00	75.00	75.00	75.00	75.00	15.00	73.40	C
KALCO	23.50	30.00	30.00	5.00	88.50	70.80	75.00	50.00	75.00	75.00	68.75	13.75	84.55	B
MOPRECO	30.00	33.00	30.00	5.00	98.00	78.40	100.00	75.00	75.00	100.00	87.50	17.50	95.90	AAA
<b>Region III</b>														
AURELCO	29.00	35.00	30.00	5.00	99.00	79.20	100.00	100.00	75.00	100.00	93.75	18.75	97.95	AAA
TARELCO I	28.00	34.00	30.00	5.00	97.00	77.60	100.00	100.00	100.00	100.00	100.00	20.00	97.60	AAA
TARELCO II	30.00	35.00	30.00	5.00	100.00	80.00	100.00	100.00	100.00	100.00	100.00	20.00	100.00	AAA
NEECO I	30.00	35.00	30.00	5.00	100.00	80.00	100.00	100.00	100.00	100.00	100.00	20.00	100.00	AAA
NEECO II Area 1	30.00	35.00	30.00	5.00	100.00	80.00	100.00	100.00	100.00	100.00	100.00	20.00	100.00	AAA
NEECO II Area 2	30.00	35.00	30.00	5.00	100.00	80.00	100.00	100.00	100.00	100.00	100.00	20.00	100.00	AAA
PRESCO	30.00	34.00	30.00	5.00	99.00	79.20	100.00	100.00	100.00	100.00	100.00	20.00	99.20	AAA
PELCO I	30.00	35.00	30.00	5.00	100.00	80.00	100.00	100.00	100.00	100.00	100.00	20.00	100.00	AAA
PELCO III	11.50	24.00	3.00	5.00	43.50	34.80	0.00	25.00	0.00	0.00	6.25	1.25	36.05	D
PENELCO	30.00	35.00	30.00	5.00	100.00	80.00	100.00	100.00	100.00	100.00	100.00	20.00	100.00	AAA
ZAMECO I	27.00	33.00	30.00	5.00	95.00	76.00	75.00	75.00	75.00	75.00	75.00	15.00	91.00	AA
ZAMECO II	28.00	35.00	30.00	5.00	98.00	78.40	75.00	75.00	100.00	100.00	87.50	17.50	95.90	AAA

*N/A* *ajk*

**NATIONAL ELECTRIFICATION ADMINISTRATION  
2014 EC OVERALL PERFORMANCE RATINGS**

Annex "C"

Electric Cooperatives	Key Performance Standards						EC Classification						Performance Rating	
	Financial 30%	Institutional 35%	Technical 30%	Reportorial 5%	Total	Weight (80%)	4th Q	3rd Q	2nd Q	1st Q	Average	Weight (20%)	Total Score	Rating
<b>Region IV-A</b>														
FLECO	20.50	33.00	30.00	5.00	<b>88.50</b>	<b>70.80</b>	75.00	75.00	75.00	75.00	<b>75.00</b>	<b>15.00</b>	<b>85.80</b>	A
BATELEC I	28.00	35.00	30.00	5.00	<b>98.00</b>	<b>78.40</b>	100.00	100.00	75.00	75.00	<b>87.50</b>	<b>17.50</b>	<b>95.90</b>	AAA
BATELEC II	25.00	34.00	30.00	5.00	<b>94.00</b>	<b>75.20</b>	75.00	75.00	75.00	75.00	<b>75.00</b>	<b>15.00</b>	<b>90.20</b>	AA
QUEZELCO I	26.00	28.00	18.00	5.00	<b>77.00</b>	<b>61.60</b>	75.00	75.00	75.00	75.00	<b>75.00</b>	<b>15.00</b>	<b>76.60</b>	B
QUEZELCO II	29.00	35.00	30.00	5.00	<b>99.00</b>	<b>79.20</b>	100.00	75.00	75.00	75.00	<b>81.25</b>	<b>16.25</b>	<b>95.45</b>	AAA
<b>Region IV-B</b>														
LUBELCO	17.00	34.00	30.00	5.00	<b>86.00</b>	<b>68.80</b>	75.00	100.00	100.00	75.00	<b>87.50</b>	<b>17.50</b>	<b>86.30</b>	A
OMECO	27.00	26.00	18.00	5.00	<b>76.00</b>	<b>60.80</b>	75.00	75.00	75.00	75.00	<b>75.00</b>	<b>15.00</b>	<b>75.80</b>	B
ORMECO	30.00	35.00	30.00	5.00	<b>100.00</b>	<b>80.00</b>	100.00	100.00	100.00	100.00	<b>100.00</b>	<b>20.00</b>	<b>100.00</b>	AAA
MARELCO	16.00	35.00	30.00	5.00	<b>86.00</b>	<b>68.80</b>	75.00	75.00	75.00	75.00	<b>75.00</b>	<b>15.00</b>	<b>83.80</b>	B
TIELCO	30.00	34.00	30.00	5.00	<b>99.00</b>	<b>79.20</b>	100.00	100.00	100.00	100.00	<b>100.00</b>	<b>20.00</b>	<b>99.20</b>	AAA
ROMELCO	20.00	32.00	22.50	5.00	<b>79.50</b>	<b>63.60</b>	75.00	75.00	75.00	75.00	<b>75.00</b>	<b>15.00</b>	<b>78.60</b>	B
BISELCO	20.00	32.00	15.00	5.00	<b>72.00</b>	<b>57.60</b>	75.00	50.00	50.00	50.00	<b>56.25</b>	<b>11.25</b>	<b>68.85</b>	C
<b>Region V</b>														
CANORECO	27.00	32.00	30.00	5.00	<b>94.00</b>	<b>75.20</b>	75.00	75.00	75.00	75.00	<b>75.00</b>	<b>15.00</b>	<b>90.20</b>	AA
CASURECO I	24.00	33.00	18.00	5.00	<b>80.00</b>	<b>64.00</b>	75.00	75.00	75.00	75.00	<b>75.00</b>	<b>15.00</b>	<b>79.00</b>	B
CASURECO II	26.00	27.00	18.00	5.00	<b>76.00</b>	<b>60.80</b>	75.00	75.00	50.00	75.00	<b>68.75</b>	<b>13.75</b>	<b>74.55</b>	C
CASURECO III	9.00	17.00	3.00	4.00	<b>33.00</b>	<b>26.40</b>	25.00	25.00	25.00	25.00	<b>25.00</b>	<b>5.00</b>	<b>31.40</b>	D
CASURECO IV	29.00	35.00	30.00	5.00	<b>99.00</b>	<b>79.20</b>	75.00	75.00	75.00	75.00	<b>75.00</b>	<b>15.00</b>	<b>94.20</b>	AA
SORECO I	9.00	27.00	30.00	5.00	<b>71.00</b>	<b>56.80</b>	75.00	75.00	50.00	75.00	<b>68.75</b>	<b>13.75</b>	<b>70.55</b>	C
FICELCO	20.00	33.00	18.00	5.00	<b>76.00</b>	<b>60.80</b>	75.00	75.00	75.00	75.00	<b>75.00</b>	<b>15.00</b>	<b>75.80</b>	B
MASELCO	6.00	24.00	3.00	5.00	<b>38.00</b>	<b>30.40</b>	25.00	25.00	25.00	25.00	<b>25.00</b>	<b>5.00</b>	<b>35.40</b>	D
TISELCO	12.00	23.00	3.00	4.00	<b>42.00</b>	<b>33.60</b>	25.00	25.00	25.00	25.00	<b>25.00</b>	<b>5.00</b>	<b>38.60</b>	D



**NATIONAL ELECTRIFICATION ADMINISTRATION  
2014 EC OVERALL PERFORMANCE RATINGS**


Annex "C"

Electric Cooperatives	Key Performance Standards						EC Classification						Performance Rating	
	Financial 30%	Institutional 35%	Technical 30%	Reportorial 5%	Total	Weight (80%)	4th Q	3rd Q	2nd Q	1st Q	Average	Weight (20%)	Total Score	Rating
<b>Region VI</b>														
AKELCO	30.00	29.00	30.00	5.00	94.00	75.20	75.00	75.00	75.00	75.00	75.00	15.00	90.20	AA
ANTECO	30.00	35.00	30.00	5.00	100.00	80.00	100.00	100.00	100.00	75.00	93.75	18.75	98.75	AAA
CAPELCO	27.50	34.00	30.00	5.00	96.50	77.20	75.00	75.00	75.00	75.00	75.00	15.00	92.20	AA
ILECO I	30.00	35.00	30.00	5.00	100.00	80.00	100.00	100.00	100.00	100.00	100.00	20.00	100.00	AAA
ILECO II	30.00	35.00	30.00	5.00	100.00	80.00	100.00	100.00	100.00	100.00	100.00	20.00	100.00	AAA
ILECO III	29.00	35.00	30.00	5.00	99.00	79.20	100.00	75.00	75.00	75.00	81.25	16.25	95.45	AAA
GUIMELCO	30.00	33.00	30.00	5.00	98.00	78.40	100.00	100.00	75.00	75.00	87.50	17.50	95.90	AAA
NONECO	29.00	34.00	30.00	5.00	98.00	78.40	100.00	100.00	75.00	75.00	87.50	17.50	95.90	AAA
CENECCO	22.00	33.00	18.00	5.00	78.00	62.40	75.00	50.00	50.00	75.00	62.50	12.50	74.90	C
<b>Region VII</b>														
NORECO I	30.00	34.00	30.00	5.00	99.00	79.20	100.00	75.00	75.00	75.00	81.25	16.25	95.45	AAA
BANELCO	30.00	34.00	30.00	5.00	99.00	79.20	75.00	75.00	75.00	75.00	75.00	15.00	94.20	AA
CEBECO I	30.00	35.00	30.00	5.00	100.00	80.00	100.00	100.00	100.00	100.00	100.00	20.00	100.00	AAA
CEBECO II	30.00	35.00	30.00	5.00	100.00	80.00	100.00	100.00	100.00	100.00	100.00	20.00	100.00	AAA
CEBECO III	30.00	35.00	30.00	5.00	100.00	80.00	100.00	100.00	100.00	100.00	100.00	20.00	100.00	AAA
PROSIELCO	25.00	35.00	30.00	5.00	95.00	76.00	100.00	75.00	75.00	75.00	81.25	16.25	92.25	AA
CELCO	29.00	35.00	30.00	5.00	99.00	79.20	75.00	75.00	75.00	100.00	81.25	16.25	95.45	AAA
BOHECO I	30.00	35.00	30.00	5.00	100.00	80.00	100.00	100.00	100.00	75.00	93.75	18.75	98.75	AAA
BOHECO II	30.00	34.00	30.00	5.00	99.00	79.20	100.00	100.00	100.00	75.00	93.75	18.75	97.95	AAA
<b>Region VIII</b>														
DORELCO	10.00	31.00	18.00	4.00	63.00	50.40	75.00	75.00	50.00	50.00	62.50	12.50	62.90	C
LEYECO II	28.00	35.00	30.00	5.00	98.00	78.40	75.00	75.00	50.00	50.00	62.50	12.50	90.90	AA
LEYECO III	28.00	35.00	30.00	5.00	98.00	78.40	100.00	75.00	50.00	50.00	68.75	13.75	92.15	AA
LEYECO IV	30.00	34.00	30.00	5.00	99.00	79.20	100.00	100.00	75.00	75.00	87.50	17.50	96.70	AAA
LEYECO V	22.00	32.00	30.00	5.00	89.00	71.20	75.00	50.00	50.00	50.00	56.25	11.25	82.45	B
SOLECO	30.00	33.00	30.00	5.00	98.00	78.40	100.00	100.00	100.00	75.00	93.75	18.75	97.15	AAA
BILECO	30.00	35.00	18.00	5.00	88.00	70.40	75.00	75.00	75.00	75.00	75.00	15.00	85.40	A
NORSAMELCO	11.50	27.00	18.00	5.00	61.50	49.20	50.00	25.00	25.00	25.00	31.25	6.25	55.45	C
SAMELCO I	13.00	30.00	18.00	5.00	66.00	52.80	50.00	50.00	50.00	75.00	56.25	11.25	64.05	C
SAMELCO II	29.00	35.00	30.00	5.00	99.00	79.20	100.00	75.00	75.00	75.00	81.25	16.25	95.45	AAA
ESAMELCO	23.50	32.00	30.00	5.00	90.50	72.40	50.00	75.00	75.00	50.00	62.50	12.50	84.90	B

**NATIONAL ELECTRIFICATION ADMINISTRATION  
2014 EC OVERALL PERFORMANCE RATINGS**

Annex "C"

Electric Cooperatives	Key Performance Standards						EC Classification						Performance Rating	
	Financial 30%	Institutional 35%	Technical 30%	Reportorial 5%	Total	Weight (80%)	4th Q	3rd Q	2nd Q	1st Q	Average	Weight (20%)	Total Score	Rating
<b>Region IX</b>														
ZANECO	23.00	32.00	30.00	5.00	90.00	72.00	75.00	75.00	75.00	75.00	75.00	15.00	87.00	A
ZAMSURECO I	30.00	35.00	30.00	5.00	100.00	80.00	100.00	100.00	100.00	100.00	100.00	20.00	100.00	AAA
ZAMSURECO II	14.50	29.00	18.00	5.00	66.50	53.20	50.00	50.00	50.00	50.00	50.00	10.00	63.20	C
ZAMCELCO	13.00	25.00	10.50	5.00	53.50	42.80	50.00	50.00	50.00	50.00	50.00	10.00	52.80	C
<b>Region X</b>														
MOELCI I	15.50	29.00	30.00	5.00	79.50	63.60	75.00	75.00	75.00	75.00	75.00	15.00	78.60	B
MOELCI II	30.00	34.00	30.00	5.00	99.00	79.20	100.00	75.00	75.00	75.00	81.25	16.25	95.45	AAA
MORESCO I	30.00	34.00	30.00	5.00	99.00	79.20	100.00	100.00	100.00	100.00	100.00	20.00	99.20	AAA
MORESCO II	28.00	35.00	30.00	5.00	98.00	78.40	100.00	100.00	75.00	100.00	93.75	18.75	97.15	AAA
FIBECO	29.00	31.00	30.00	5.00	95.00	76.00	100.00	100.00	75.00	75.00	87.50	17.50	93.50	AA
BUSECO	30.00	33.00	30.00	5.00	98.00	78.40	100.00	100.00	100.00	100.00	100.00	20.00	98.40	AAA
CAMELCO	28.00	34.00	30.00	5.00	97.00	77.60	100.00	100.00	100.00	100.00	100.00	20.00	97.60	AAA
LANECO	30.00	33.00	18.00	5.00	86.00	68.80	75.00	75.00	75.00	75.00	75.00	15.00	83.80	B
<b>Region XI</b>														
DORECO	27.00	34.00	30.00	5.00	96.00	76.80	75.00	100.00	100.00	100.00	93.75	18.75	95.55	AAA
DANECO	22.50	30.00	18.00	5.00	75.50	60.40	50.00	50.00	50.00	50.00	50.00	10.00	70.40	C
DASURECO	30.00	35.00	30.00	5.00	100.00	80.00	100.00	100.00	100.00	100.00	100.00	20.00	100.00	AAA
<b>Region XII</b>														
COTELCO	27.00	35.00	30.00	5.00	97.00	77.60	100.00	100.00	100.00	100.00	100.00	20.00	97.60	AAA
COTELCO PPalma	26.00	31.00	18.00	5.00	80.00	64.00	75.00	75.00	50.00		66.67	13.33	77.33	B
SOCOTECO I	30.00	35.00	30.00	5.00	100.00	80.00	100.00	75.00	75.00	75.00	81.25	16.25	96.25	AAA
SOCOTECO II	30.00	35.00	30.00	5.00	100.00	80.00	100.00	100.00	100.00	100.00	100.00	20.00	100.00	AAA
SUKELCO	26.00	32.00	18.00	5.00	81.00	64.80	75.00	75.00	75.00	75.00	75.00	15.00	79.80	B



**NATIONAL ELECTRIFICATION ADMINISTRATION  
2014 EC OVERALL PERFORMANCE RATINGS**

Annex "C"

Electric Cooperatives	Key Performance Standards						EC Classification						Performance Rating	
	Financial 30%	Institutional 35%	Technical 30%	Reportorial 5%	Total	Weight (80%)	4th Q	3rd Q	2nd Q	1st Q	Average	Weight (20%)	Total Score	Rating
<b>ARMM</b>														
TAWELCO	0.00	23.00	3.00	3.00	29.00	23.20	25.00	25.00	0.00	25.00	18.75	3.75	26.95	D
BASELCO	0.00	19.00	3.00	4.00	26.00	20.80	0.00	25.00	0.00	0.00	6.25	1.25	22.05	D
SIASELCO	19.00	21.00	15.00	1.00	56.00	44.80	75.00	50.00	75.00	75.00	68.75	13.75	58.55	C
SULECO	4.00	24.00	3.00	2.00	33.00	26.40	0.00	0.00	0.00	25.00	6.25	1.25	27.65	D
CASELCO	0.00	5.00	0.00	0.00	5.00	4.00	50.00	50.00	50.00	50.00	50.00	10.00	14.00	D
LASURECO	2.50	7.00	3.00	1.00	13.50	10.80	0.00	25.00	0.00	0.00	6.25	1.25	12.05	D
MAGELCO	2.50	8.00	10.50	3.00	24.00	19.20	25.00	0.00	0.00	0.00	6.25	1.25	20.45	D
<b>CARAGA</b>														
ANECO	30.00	35.00	30.00	5.00	100.00	80.00	100.00	75.00	75.00	100.00	87.50	17.50	97.50	AAA
ASELCO	30.00	35.00	30.00	5.00	100.00	80.00	100.00	100.00	100.00	100.00	100.00	20.00	100.00	AAA
SURNECO	30.00	35.00	30.00	5.00	100.00	80.00	100.00	75.00	75.00	75.00	81.25	16.25	96.25	AAA
SIARELCO	30.00	35.00	30.00	5.00	100.00	80.00	100.00	100.00	100.00	100.00	100.00	20.00	100.00	AAA
DIELCO	30.00	35.00	30.00	5.00	100.00	80.00	100.00	100.00	100.00	100.00	100.00	20.00	100.00	AAA
SURSECO I	30.00	35.00	30.00	5.00	100.00	80.00	100.00	100.00	100.00	100.00	100.00	20.00	100.00	AAA
SURSECO II	29.00	35.00	30.00	5.00	99.00	79.20	100.00	75.00	75.00	75.00	81.25	16.25	95.45	AAA

Performance Rating	Score	No. of ECs
AAA	95-100	54
AA	90-94	14
A	85-89	4
B	75-84	13
C	50-74	13
D	49 and below	10
<b>Total</b>		<b>108</b>