

NATIONAL ELECTRIFICATION ADMINISTRATION


ANNEX 6. MONITORING AND EVALUATION

Table 1. Monthly Project Progress Report Template

Name of Project/ Components	Location	Total Project Cost	Amount		Implementation Status (%)					Implementation Issues	Actions Taken/ Recommendations
			QRF	NDRRM Fund	Physical		Financial				
					Target	Actual	Target	Actual	%		
Rehabilitation of Distribution Lines Damaged by Typhoon Nina	MARELCO	20,000,000.00	9,794,742.24	-	100%	100%	20,000,000.00	9,794,742.24	49%		
	ORMECO	59,835,526.64	29,303,678.02	-	100%	100%	59,835,526.64	29,303,678.02	49%		
	QUEZELCO I	29,928,833.10	6,650,317.78	-	100%	80%	29,928,833.10	6,650,317.78	22%		
	ALECO	46,321,264.35	10,292,787.80	-	100%	100%	46,321,264.35	10,292,787.80	22%		
	CASURECO I	16,864,592.31	8,259,216.74	-	100%	16%	16,864,592.31	8,259,216.74	49%		
	CASURECO II	34,627,577.57	16,958,409.84	-	100%	80%	34,627,577.57	16,958,409.84	49%		
	CASURECO III	67,796,553.61	33,202,488.38	-	100%	30%	67,796,553.61	33,202,488.38	49%		
	CASURECO IV	124,587,026.36	61,014,890.50	-	100%	80%	124,587,026.36	61,014,890.50	49%		
	FICELCO	50,074,760.73	24,523,468.70	-	100%	80%	50,074,760.73	24,523,468.70	49%		
		450,036,134.67	200,000,000.00	-	100%	74%	450,036,134.67	* 200,000,000.00	44%		

* Loan released to ECs (Calamity loan converted into subsidy)


Prepared by :


DARIL JEFF M. HIDALGO
 Sr. Financial Planning Analyst



LENY A. ETCAYO
 Project Officer

Checked by:


MILAGROS A. ROBLES
 Manager, Financial Planning & Control Division


FEDERICO P. VILLAR, JR.
 Acting Division Manager, Technical Operations

Approved by:


ADELINA A. GABON
 Department Manager, Finance Services


FERDINAND P. VILLAREAL
 Department Manager, Eng'g.

NATIONAL ELECTRIFICATION ADMINISTRATION

ANNEX 6. MONITORING AND EVALUATION

Table 1. Monthly Project Progress Report Template

Name of Project/ Components	Location	Total Project Cost	Amount		Implementation Status (%)					Implementation Issues	Actions Taken/ Recommendations
			Agency/ LGU	NDRRM Fund	Physical		Financial				
					Target	Actual	Target	Actual	%		
Rehabilitation of Distribution Lines Damaged by Typhoon Glenda	BATELEC I	7,340,000.00	-	7,340,000.00	100%	100%	7,340,000.00	7,340,000.00	100%		
	BATELEC II	24,160,000.00	-	24,160,000.00	100%	100%	24,160,000.00	24,160,000.00	100%		
	QUEZELCO I	126,070,000.00	-	126,070,000.00	100%	100%	126,070,000.00	111,740,561.21	89%		
	¹ MARELCO	7,060,000.00	-	7,060,000.00	100%	100%	7,060,000.00	7,060,000.00	100%		
	CANORECO	6,530,000.00	-	6,530,000.00	100%	100%	6,530,000.00	6,530,000.00	100%		
	CASURECO I	65,010,000.00	-	65,010,000.00	100%	100%	65,010,000.00	65,010,000.00	100%		
	² CASURECO II	93,780,000.00	-	93,780,000.00	100%	100%	93,780,000.00	19,122,114.41	20%		
	¹ CASURECO III	75,000,000.00	-	75,000,000.00	100%	100%	75,000,000.00	53,820,938.44	72%		
	CASURECO IV	78,960,000.00	-	78,960,000.00	100%	100%	78,960,000.00	70,523,170.22	89%		
	¹ FICELCO	3,000,000.00	-	3,000,000.00	100%	100%	3,000,000.00	3,000,000.00	100%		
	MASELCO	9,300,000.00	-	9,300,000.00	100%	100%	9,300,000.00	4,507,459.49	48%		
	SORECO I	19,910,000.00	-	19,910,000.00	100%	100%	19,910,000.00	17,772,454.01	89%		
	SORECO II	96,000,000.00	-	96,000,000.00	100%	100%	96,000,000.00	86,400,000.00	90%		
	³ NORSAMELCO	191,860,000.00	-	191,860,000.00	100%	100%	191,860,000.00	91,606,975.97	48%		
		803,980,000.00	-	803,980,000.00	100%	100%	803,980,000.00	568,593,673.75	71%		

Note: ¹ Project already damaged by Typhoon Nina.

² For verification of Accounts Services Division (ASD) to EC.

³ For release to EC subject to evaluation of submitted budget request and other supporting documents.


Prepared by:


DARIL JEFF M. HIDALGO
 Sr. Financial Planning Analyst


LENY A. ETCOV
 Project Officer


Checked by:


MILAGROS A. ROBLES
 Manager, Financial Planning & Control Division


FEDERICO P. VILLAR, JR.
 Acting Division Manager, Technical Operations

Approved by:


ADELINA A. GABON
 Department Manager, Finance Services


FERDINAND P. VILLAREAL
 Department Manager, Eng'g.